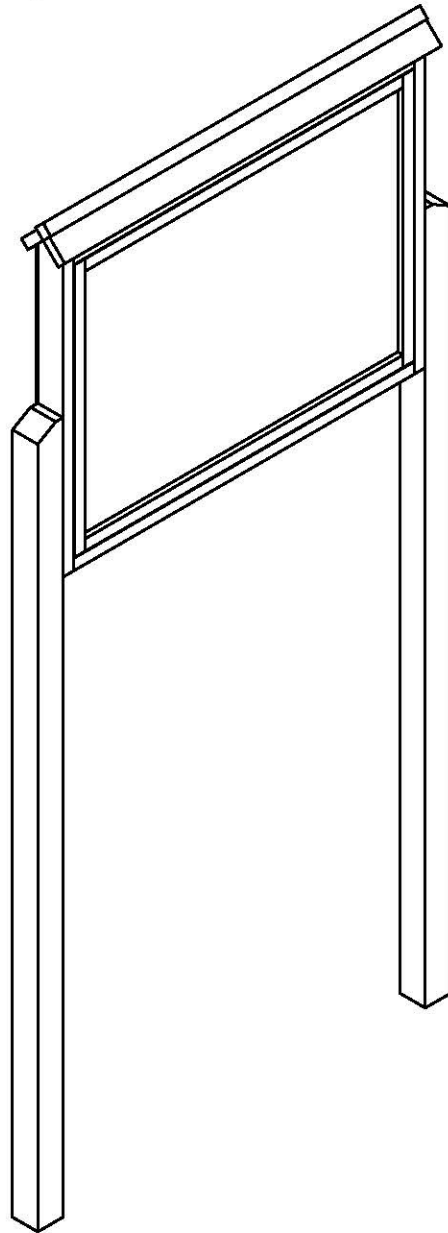


Large Message Center Two Sided

For Fastener Pack
(FP-LMC-2S2P-CU-01)




Before assembly, please make sure all components are included.



**(1) - One Fastener Pack
FP-LMC-2S2P-CU-01**


FP - Fastener Pack

**(1) - One - Message Center
LMSA-LMC-2S2P-01**



(A) - Message Center

**(2) - Two - Side Post
MP-LMP-A-01**

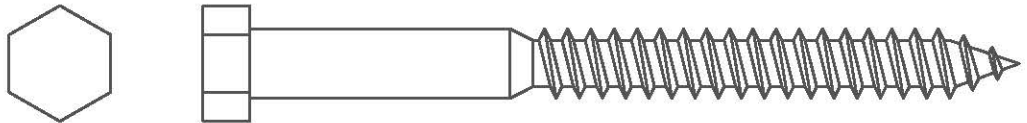


(B) - SIDE POST

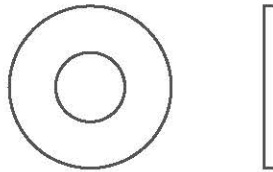
(B) - SIDE POST

Before assembly, please make sure all fasteners are included.

4 - 3/8" x 4" Hex Head Lag Bolt

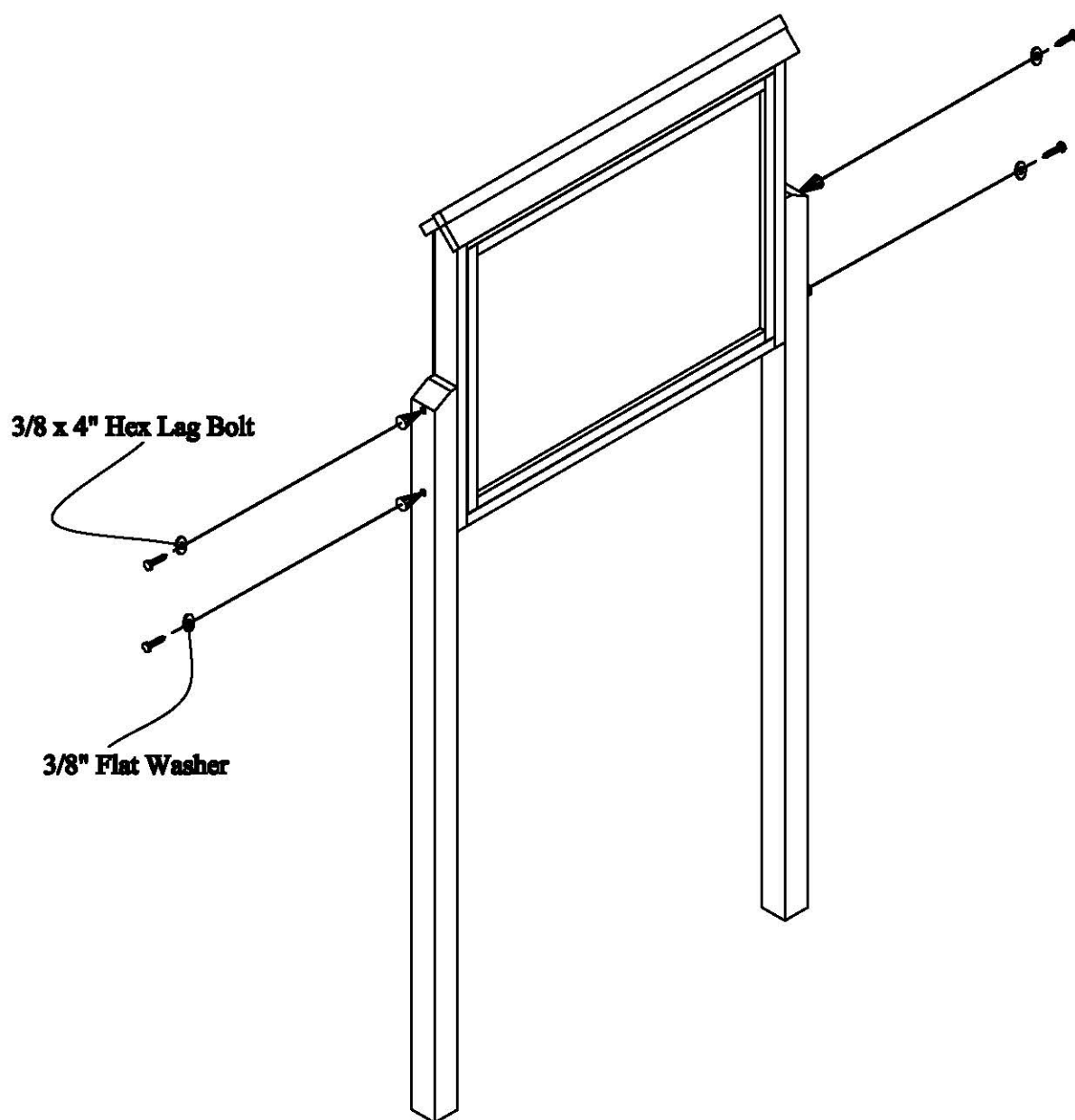


4 - 3/8" Flat Washer



Also needed for this assembly will be the following materials:

1 - 9/16" Socket Wrench



Align the pre drilled holes in the Posts with the pilot holes on the Message center and fasten them together with (1) - one 3/8" Flat Washer & (1) - one 3/8"x 4" Hex Lag Bolt per aligned hole.