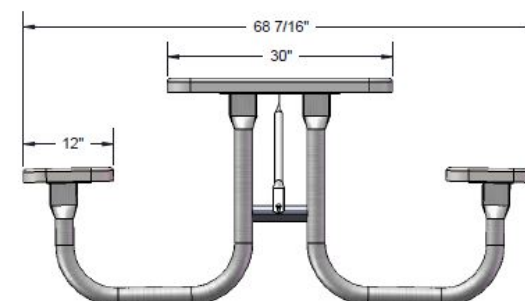
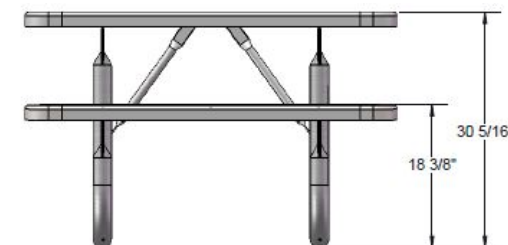
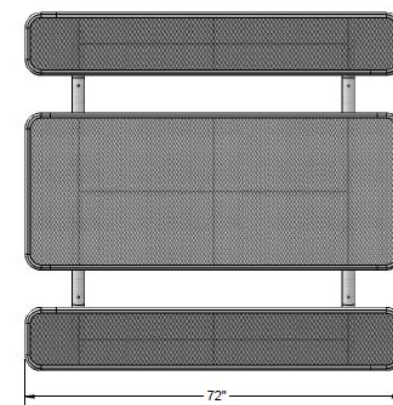
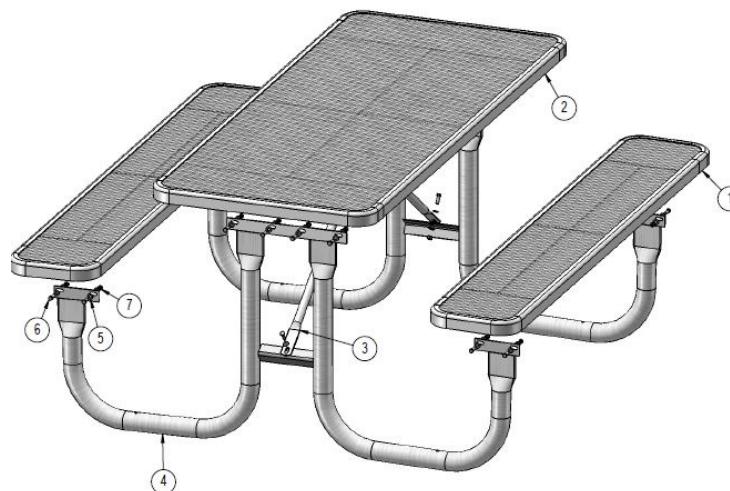
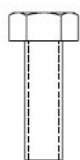


Parts

Dimensions



Hardware Included



5/16" x 1"
Machine Bolt

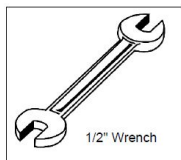


5/16" Washer

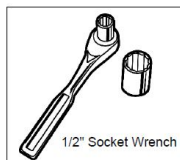


5/16" Keps Nut

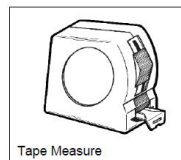
Tools Required



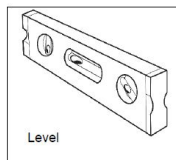
1/2" Wrench



1/2" Socket Wrench



Tape Measure



Level

| ITEM NO. | PartNo | DESCRIPTION | QTY |
|----------|--------------|------------------------------|-----|
| 1 | T-V72-S | 6' Expanded Seat | 2 |
| 2 | T-V72-T | 6' Expanded Top | 1 |
| 3 | P-01-04-0125 | 29 7/8" Brace | 2 |
| 4 | P-V238 | 238 Vinyl Frame | 2 |
| 5 | 33-02-0007 | 5/16" Flat Washer (SS) | 40 |
| 6 | 33-05-0029 | 5/16" x 1" Machine Bolt (SS) | 20 |
| 7 | 33-03-0012 | 5/16" Keps Nut (SS) | 20 |

WARRANTY: OCCOutdoors, Inc. guarantees all items for one full year to be free of defects in workmanship or materials when installed and maintained properly. We agree to repair or replace, any items determined to be defective. Items specifically not covered by this warranty include vandalism, manmade or natural disasters, lack of maintenance, normal weathering or wear and tear due to public abuse.

NOTES:

1. INSTALLATION TO BE COMPLETED IN ACCORDANCE WITH MANUFACTURER'S SPECIFICATIONS.
2. ALL DIMENSIONS ARE CONSIDERED TRUE AND PERFECT MANUFACTURER'S SPECIFICATIONS.
3. DO NOT SCALE DRAWING.

This document contains OCC Outdoors Proprietary Information. No intellectual copyright or license is granted by OCC Outdoors in connection with it. It is delivered on the express condition that the document and the information contained in it shall be treated as confidential, shall not be used for and purpose other than that for which it is hereby delivered (the use and maintenance of the product supplied). It shall not be disclosed in whole or part to third parties and shall not be duplicated in any manner without OCC Outdoors's prior approval.

OCC Outdoors Products

PH: 1-800-821-7670

EMAIL - occcontact@occoutdoors.com

Fax: 1-317-862-9422

Part #: OCC-238-V6

Date: 02/09/16

Page 1 of 2

**OCC-238-V6 Extra Heavy Duty
6' Walk Through Design Table
with Thermoplastic Coated
Diamond Pattern Top and Seats,
Powder Coated Frame, Portable
or Surface Mounted.**

↓

↑

D

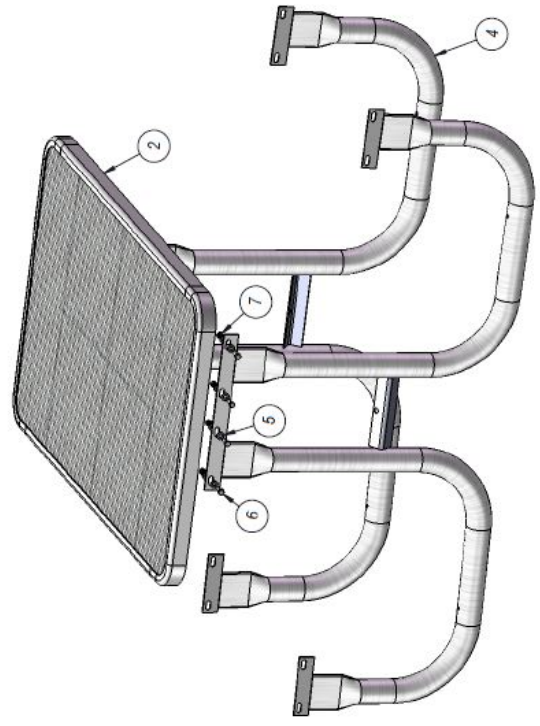
C

B

A

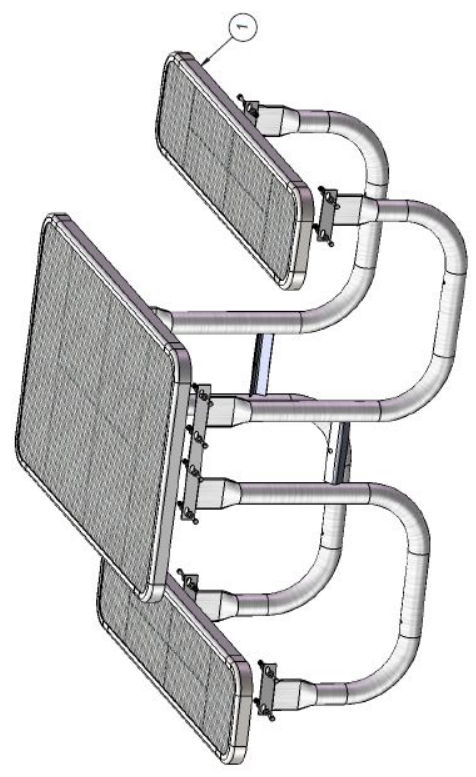
Assembly Step 1:

Attach the 6' Expanded Top To the 238 Frames using specified hardware.



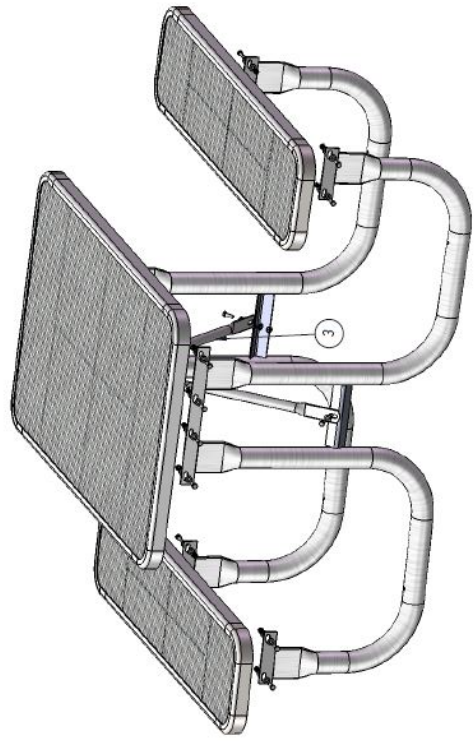
Assembly Step 2:

Attach the 6' Expanded Seats to the 238 Frames using specified hardware.



Assembly Step 3:

Attach the 21-3/8" Braces to the 6' Expanded Top and the 238 Frames using specified hardware.



Recommended Surface Mount Hardware:
5/16" x 5-1/2" Concrete Expansion Anchor Bolts
(Optional, Not Included)

A

B

C

D