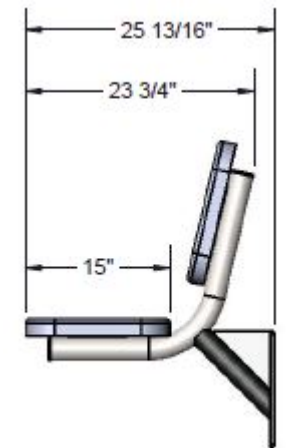
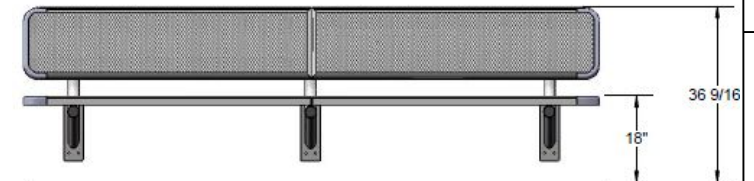
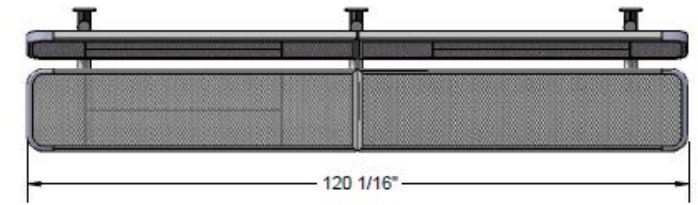
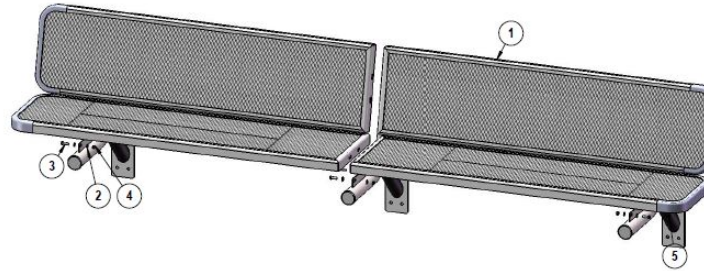
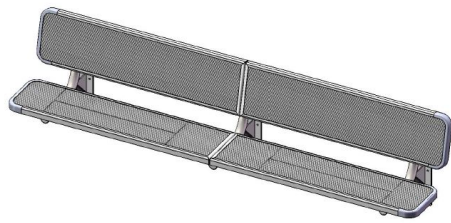



Parts Diagram/List

Dimensions



Hardware Included



5/16" x 1"
Machine Bolt



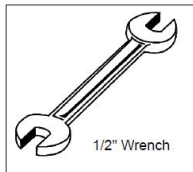
5/16" Washer



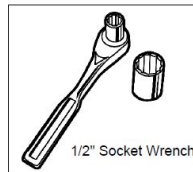
5/16" Kee Nut

ITEM NO.	PartNo	DESCRIPTION	QTY
1	T-DV60-S	10' Deluxe Expanded Seat	4
2	33-02-0007	5/16" SS Washer	24
3	33-05-0029	5/16" x 1" Machine Bolt (SS)	12
4	33-03-0012	5/16" Kee Nut (SS)	12
5	P-V940WM	940 Wall Mount Vinyl Leg	3

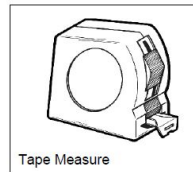
Tools Required



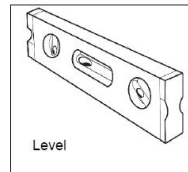
1/2" Wrench



1/2" Socket Wrench



Tape Measure



Level

Diamond Pattern Example



WARRANTY: OCCOutdoors, Inc. guarantees all items for one full year to be free of defects in workmanship or materials when installed and maintained properly. We agree to repair or replace, any items determined to be defective. Items specifically not covered by this warranty include vandalism, manmade or natural disasters, lack of maintenance, normal weathering or wear and tear due to public abuse.

NOTES:

1. INSTALLATION TO BE COMPLETED IN ACCORDANCE WITH MANUFACTURER'S SPECIFICATIONS.
2. ALL DIMENSIONS ARE CONSIDERED TRUE AND PERFECT MANUFACTURER'S SPECIFICATIONS
3. DO NOT SCALE DRAWING.

This document contains OCC Outdoors Proprietary Information. No intellectual copyright or license is granted by OCC Outdoors in connection with it. It is delivered on the express condition that the document and the information contained in it shall be treated as confidential, shall not be used for and purpose other than that for which it is hereby delivered (the use and maintenance of the product supplied). It shall not be disclosed in whole or part to third parties and shall not be duplicated in any manner without OCC Outdoors's prior approval.

OCC Outdoors Products PH:

1-800-821-7670

EMAIL - occcontact@occoutdoors.com

Fax: 1-317-862-9422

OCC Outdoors 10' Heavy
Duty Deluxe Bench, Wall
Mount. Diamond Pattern 15"
Seat and Back,

Part #: OCC-940WM-DV10

Date: 01/06/2016

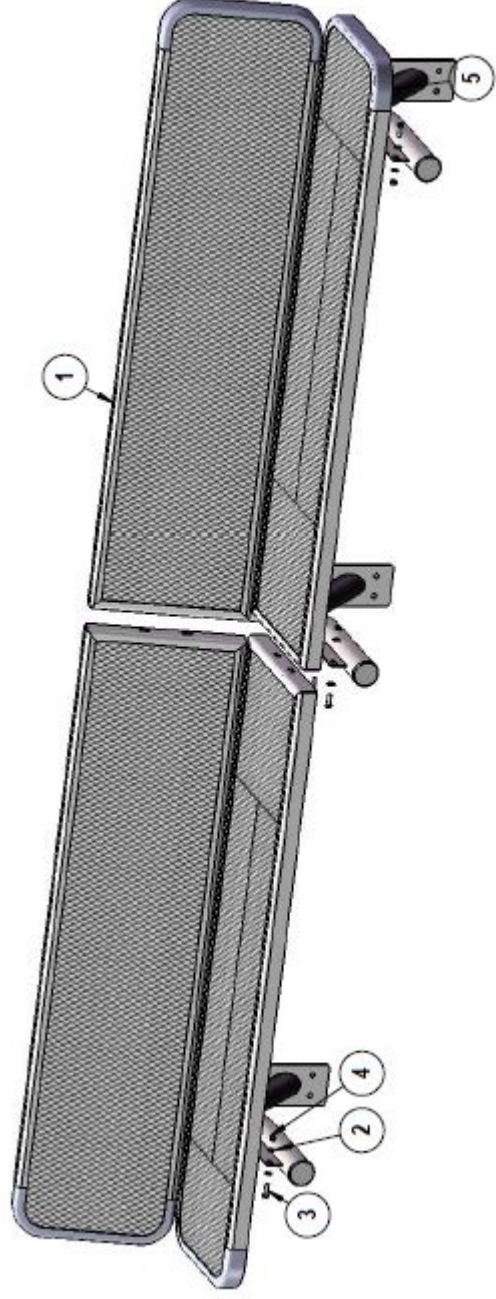
Page 1 of 2

A B C D

Assembly Instructions

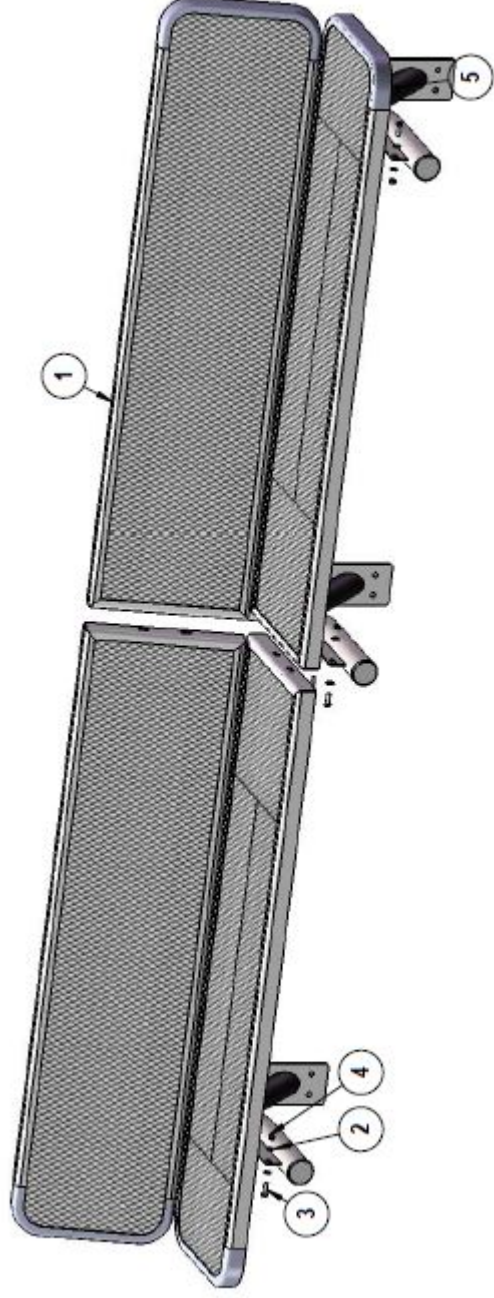
Step 1

Attach the 10' Seats to the 940 Legs as shown using specified hardware.



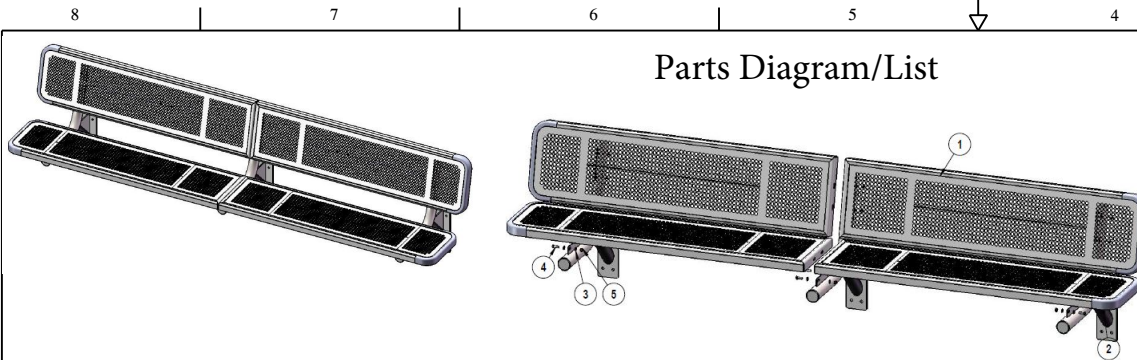
Step2

Repeat Step 1 for the back.

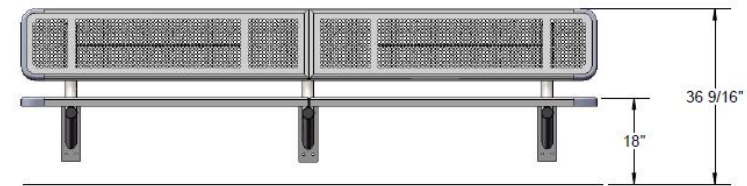
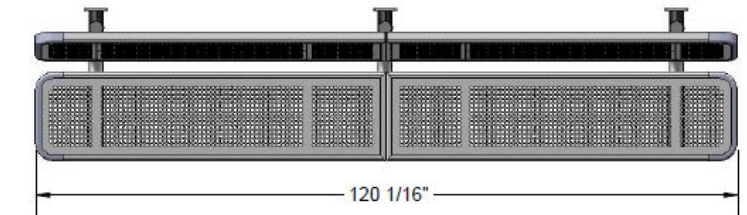


A B C D


Parts Diagram/List



Dimensions



Hardware Included



5/16" x 1" Machine Bolt



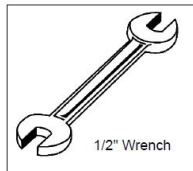
5/16" Washer



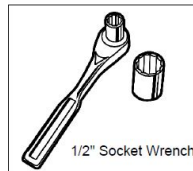
5/16" Kep Nut

ITEM NO.	PartNo	DESCRIPTION	QTY.
1	T-DP60-S	10' Deluxe Punched Seat (1/2)	4
2	P-V940WM	940 Wall Mount Vinyl Leg	3
3	33-02-0007	5/16" SS Washer	24
4	33-05-0029	5/16" x 1" Machine Bolt (SS)	12
5	33-03-0012	5/16" Kep Nut (SS)	12

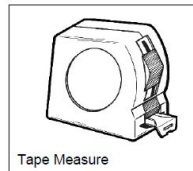
Tools Required



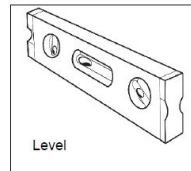
1/2" Wrench



1/2" Socket Wrench

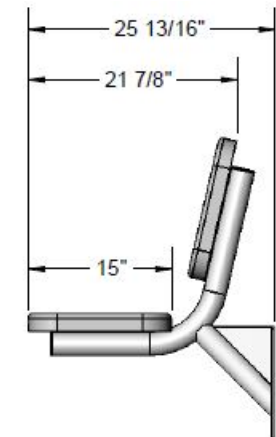



Tape Measure



Level

Perforated Pattern Example



WARRANTY: OCCOutdoors, Inc. guarantees all items for one full year to be free of defects in workmanship or materials when installed and maintained properly. We agree to repair or replace, any items determined to be defective. Items specifically not covered by this warranty include vandalism, manmade or natural disasters, lack of maintenance, normal weathering or wear and tear due to public abuse.

NOTES:

1. INSTALLATION TO BE COMPLETED IN ACCORDANCE WITH MANUFACTURER'S SPECIFICATIONS.
2. ALL DIMENSIONS ARE CONSIDERED TRUE AND PERFECT MANUFACTURER'S SPECIFICATIONS
3. DO NOT SCALE DRAWING.

This document contains OCC Outdoors Proprietary Information. No intellectual copyright or license is granted by OCC Outdoors in connection with it. It is delivered on the express condition that the document and the information contained in it shall be treated as confidential, shall not be used for and purpose other than that for which it is hereby delivered (the use and maintenance of the product supplied). It shall not be disclosed in whole or part to third parties and shall not be duplicated in any manner without OCC Outdoors's prior approval.

OCC Outdoors Products PH:
1-800-821-7670
EMAIL - occcontact@occoutdoors.com
Fax: 1-317-862-9422

Part #: OCC-940WM-DP10

Date: 01/06/2016

OCC Outdoors 10' Heavy Duty
Deluxe Bench with Back, Wall
Mount. Perforated Pattern 15" Seat
and Back.

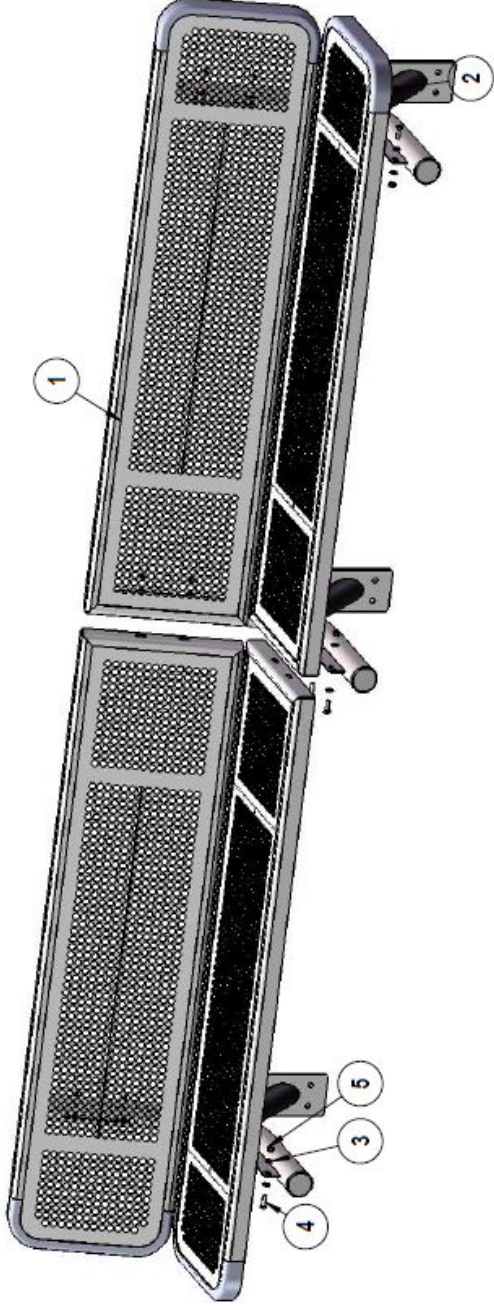
Page 1 of 2

A B C D

Assembly Instructions

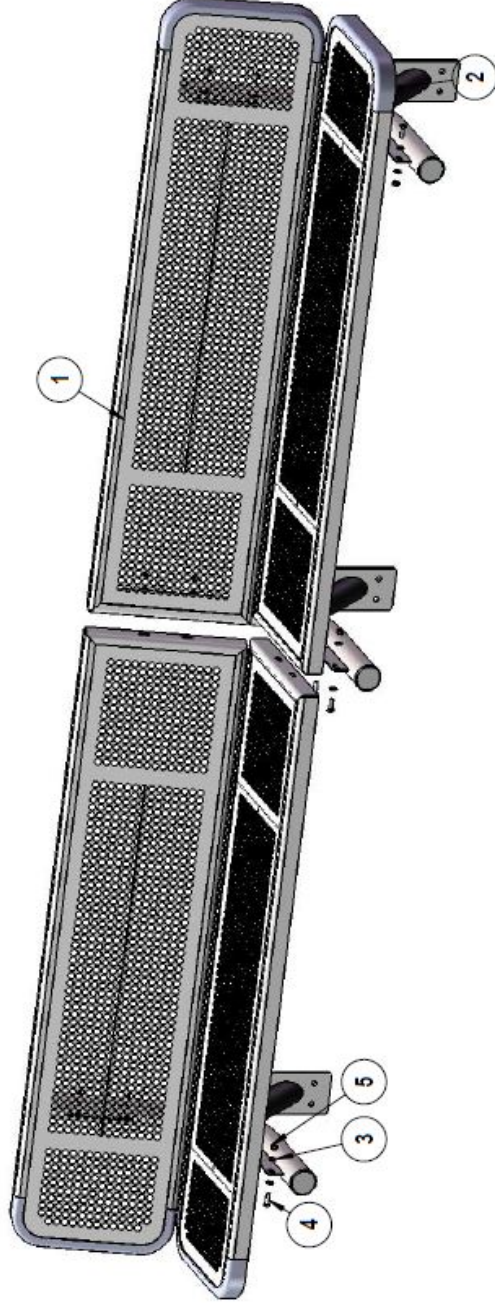
Step 1

Attach the 10' Seats to the 940 Legs as shown using specified hardware.



Step2

Repeat Step 1 for the back.



A B C D