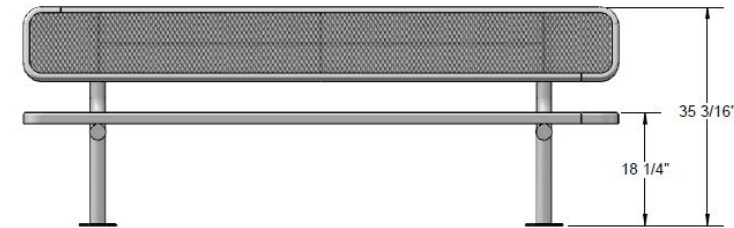
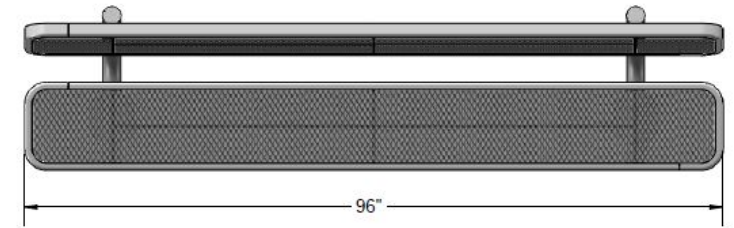
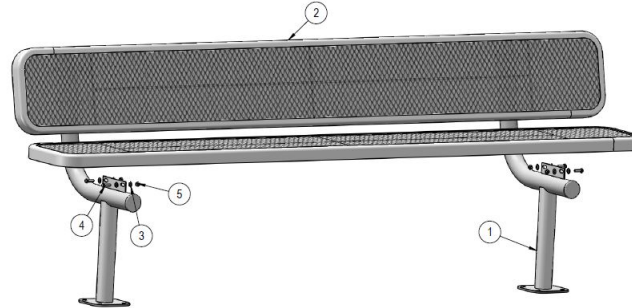




## Parts Diagram/List

## Dimensions



## Hardware Included



5/16" x 1"  
Machine Bolt



5/16" Washer

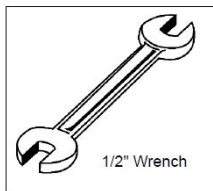


5/16" Kee Nut

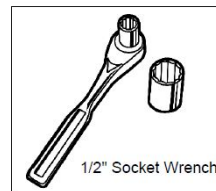
ITEM NO.	PartNo	DESCRIPTION	QTY
1	P-V940SM	940 Surface Mount Leg	2
2	T-V96-S	8' Expanded Seat	2
3	33-02-0007	5/16" Flat Washer (SS)	16
4	33-05-0029	5/16" x 1" Machine Bolt (SS)	8
5	33-03-0012	5/16" Kee Nut (SS)	8

**Recommended Surface Mount Hardware:**  
3/8" x 3-1/2" Concrete Expansion Anchor Bolts  
(Not Included)

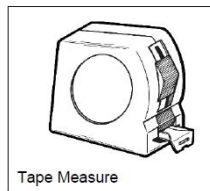
## Tools Required



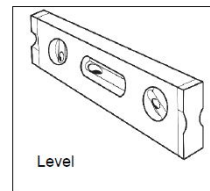
1/2" Wrench



1/2" Socket Wrench



Tape Measure



Level

## Diamond Pattern Example



**WARRANTY:** OCCOutdoors, Inc. guarantees all items for one full year to be free of defects in workmanship or materials when installed and maintained properly. We agree to repair or replace, any items determined to be defective. Items specifically not covered by this warranty include vandalism, manmade or natural disasters, lack of maintenance, normal weathering or wear and tear due to public abuse.

### NOTES:

1. INSTALLATION TO BE COMPLETED IN ACCORDANCE WITH MANUFACTURER'S SPECIFICATIONS.
2. ALL DIMENSIONS ARE CONSIDERED TRUE AND PERFECT MANUFACTURER'S SPECIFICATIONS
3. DO NOT SCALE DRAWING.

This document contains OCC Outdoors Proprietary Information. No intellectual copyright or license is granted by OCC Outdoors in connection with it. It is delivered on the express condition that the document and the information contained in it shall be treated as confidential, shall not be used for and purpose other than that for which it is hereby delivered (the use and maintenance of the product supplied). It shall not be disclosed in whole or part to third parties and shall not be duplicated in any manner without OCC Outdoors's prior approval.

OCC Outdoors Products PH:

1-800-821-7670

EMAIL - [occcontact@occoutdoors.com](mailto:occcontact@occoutdoors.com)

Fax: 1-317-862-9422

**Part #: OCC-940SM-V8**

Date: 12/23/2015

**OCC Outdoors 8' Heavy  
Duty Surface Mount  
Bench, Diamond Pattern  
12" Seat and Back,**

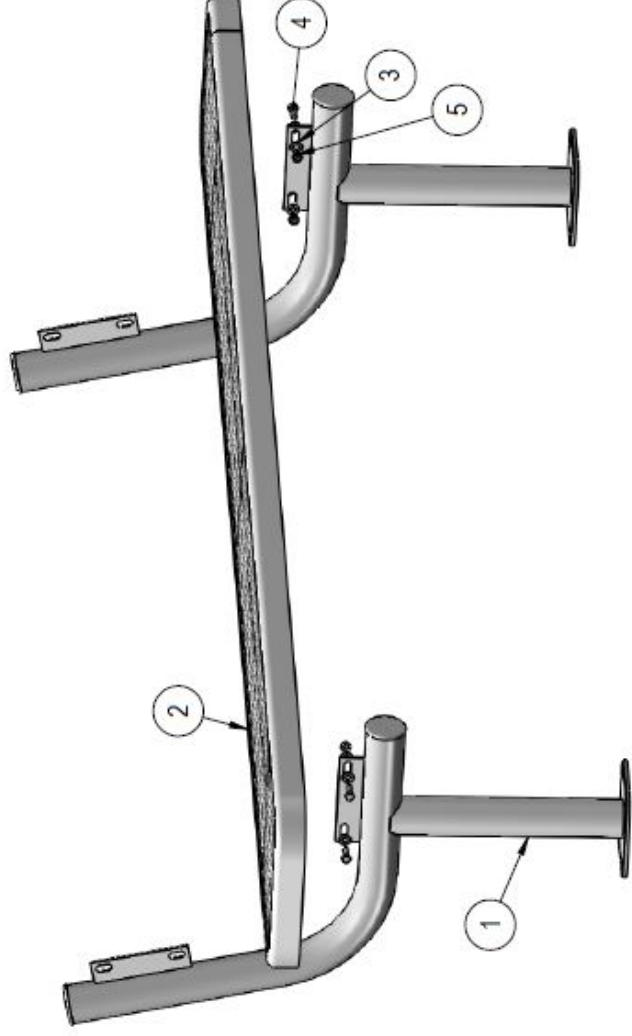
Page 1 of 2

A B C D

## Assembly Instructions

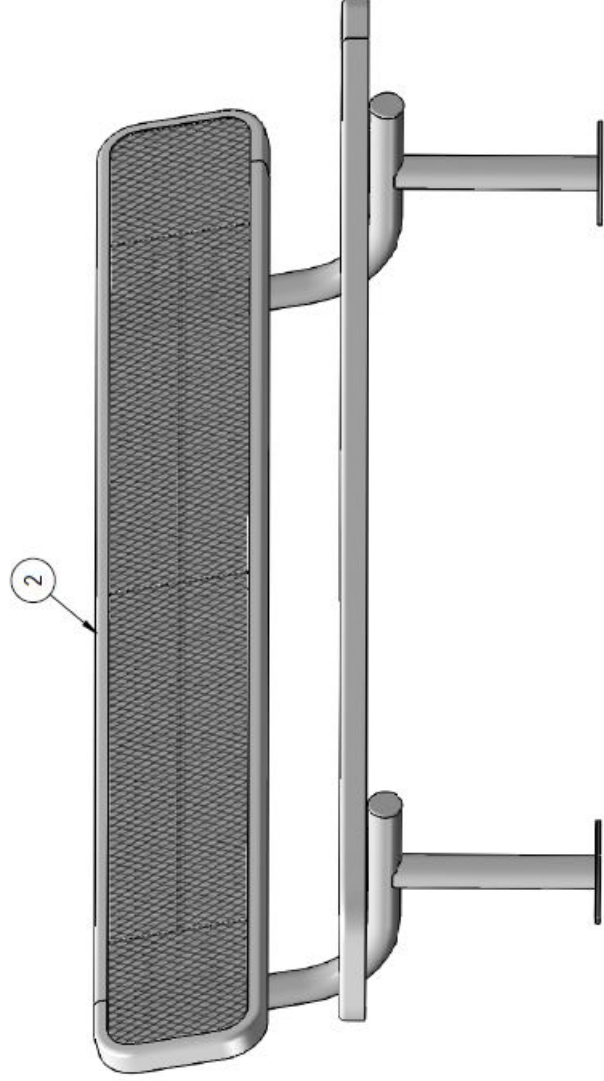
### Step 1

Attach the 8' Expanded Seat to the 940 legs using specified hardware.



### Step2

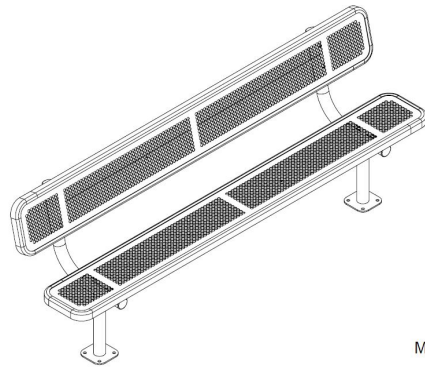
Repeat Step 1 for the back.



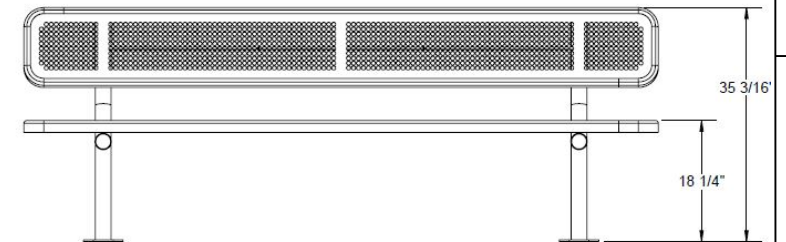
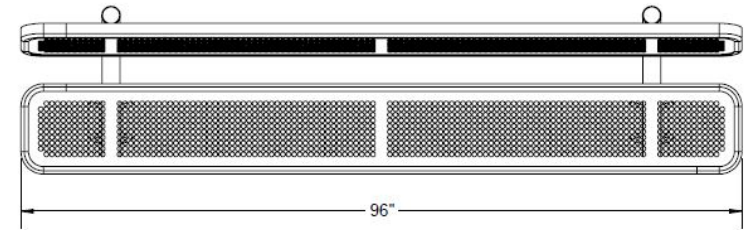
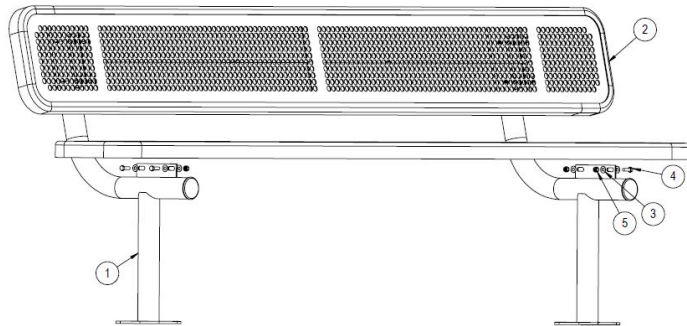
A B C D

## Parts Diagram/List


## Dimensions



Mc



## Hardware Included



5/16" x 1"  
Machine Bolt



5/16" Washer

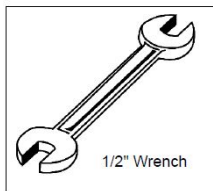


5/16" Keping Nut

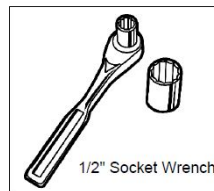
ITEM NO.	PartNo	DESCRIPTION	QTY
1	P-V940SM	940 Surface Mount Leg	2
2	T-P96-S	8' Punched Seat	2
3	33-02-0007	5/16" Flat Washer (SS)	16
4	33-05-0029	5/16" x 1" Machine Bolt (SS)	8
5	33-03-0012	5/16" Keping Nut (SS)	8

**Recommended Surface Mount Hardware:**  
3/8" x 3-1/2" Concrete Expansion Anchor Bolts  
(Not Included)

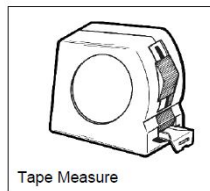
## Tools Required



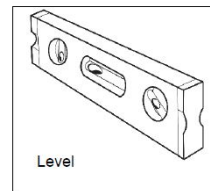
1/2" Wrench



1/2" Socket Wrench

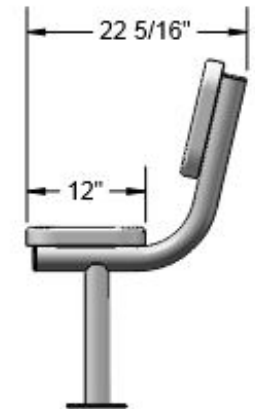



Tape Measure



Level

## Perforated Pattern Example



**WARRANTY:** OCC Outdoors, Inc. guarantees all items for one full year to be free of defects in workmanship or materials when installed and maintained properly. We agree to repair or replace, any items determined to be defective. Items specifically not covered by this warranty include vandalism, manmade or natural disasters, lack of maintenance, normal weathering or wear and tear due to public abuse.

### NOTES:

1. INSTALLATION TO BE COMPLETED IN ACCORDANCE WITH MANUFACTURER'S SPECIFICATIONS.
2. ALL DIMENSIONS ARE CONSIDERED TRUE AND PERFECT MANUFACTURER'S SPECIFICATIONS
3. DO NOT SCALE DRAWING.

This document contains OCC Outdoors Proprietary Information. No intellectual copyright or license is granted by OCC Outdoors in connection with it. It is delivered on the express condition that the document and the information contained in it shall be treated as confidential, shall not be used for and purpose other than that for which it is hereby delivered (the use and maintenance of the product supplied). It shall not be disclosed in whole or part to third parties and shall not be duplicated in any manner without OCC Outdoors's prior approval.

OCC Outdoors Products PH:

1-800-821-7670

EMAIL - [occcontact@occoutdoors.com](mailto:occcontact@occoutdoors.com)

Fax: 1-317-862-9422

**Part #: OCC-940SM-P8**

Date: 12/23/2015

**OCC Outdoors 8 Heavy  
Duty Surface Mount Bench  
with 12" Perforated Pattern  
Seat and Back,**

Page 1 of 2

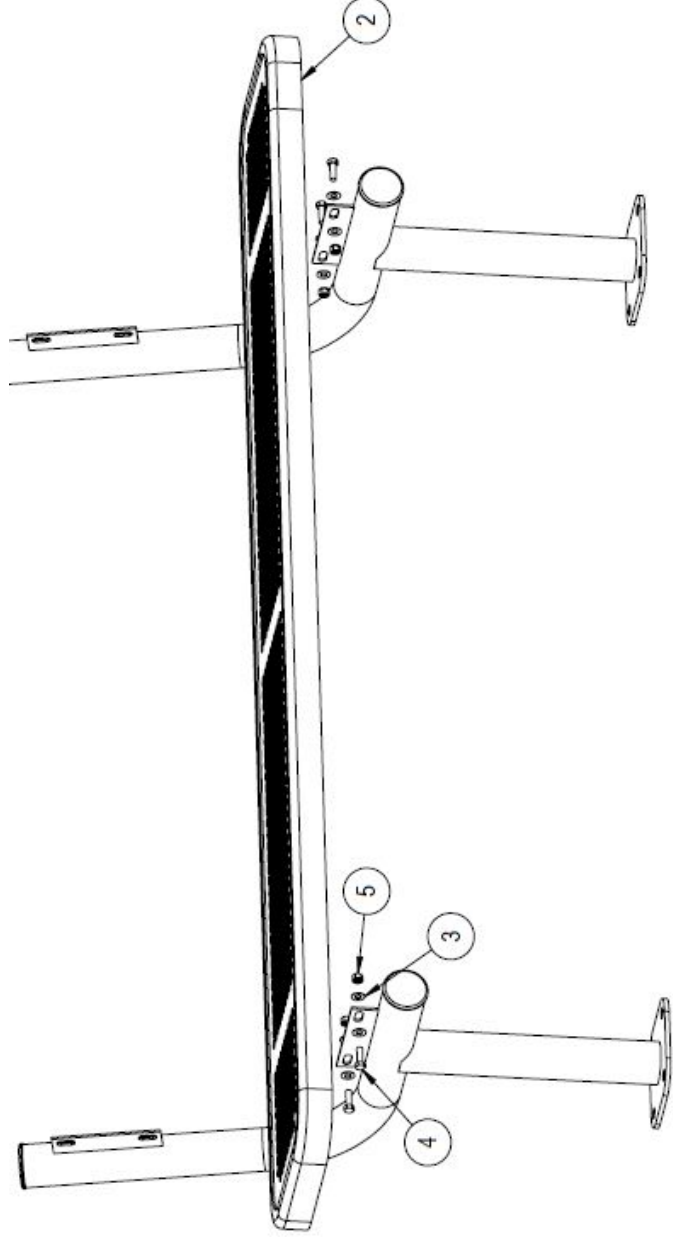


A B C D

## Assembly Instructions

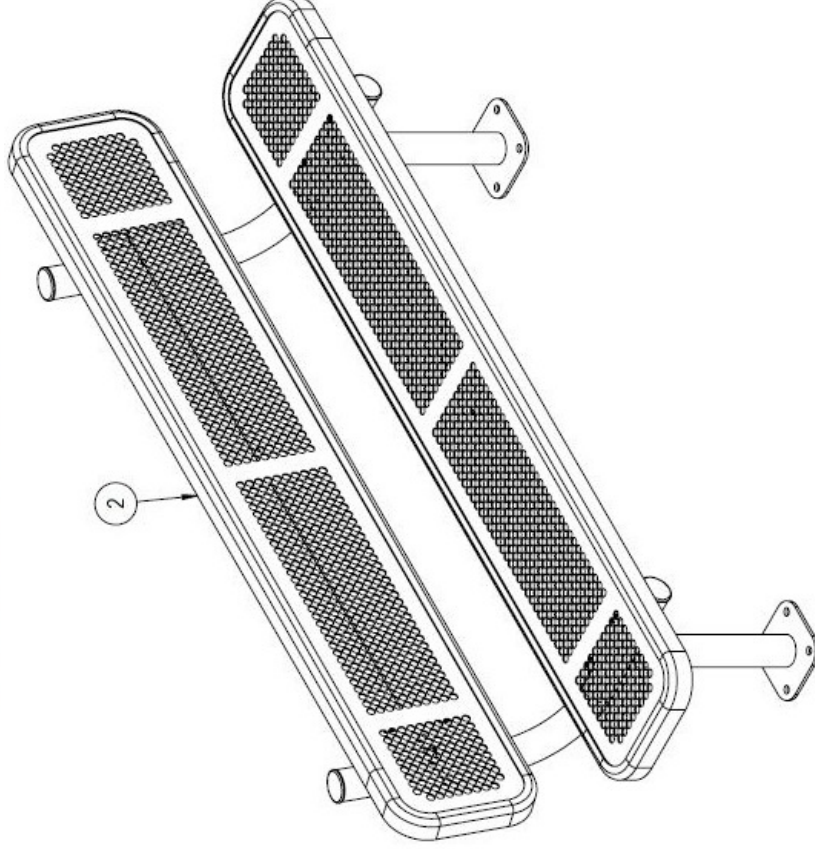
### Step 1

Attach the 8' Punched Seat to the 940 legs using specified hardware.



### Step2

Repeat Step 1 for the back.



A

B

C

D