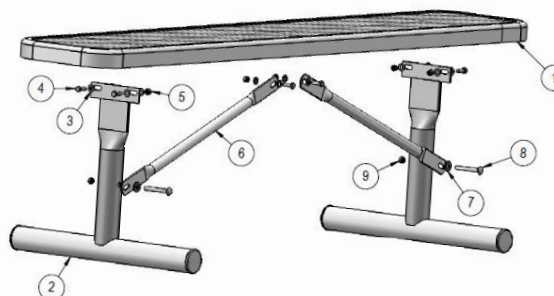
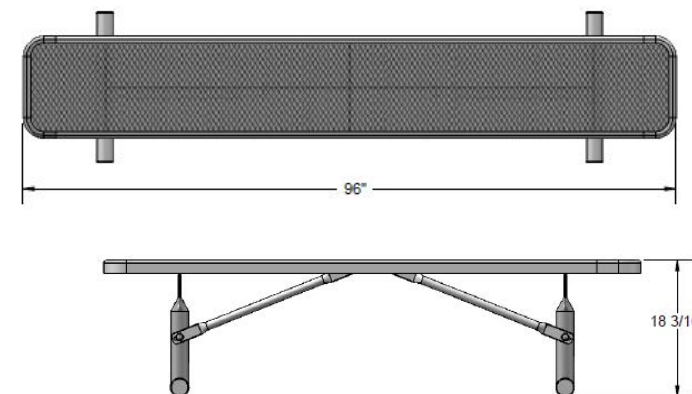






## Parts Diagram



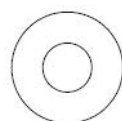
## Dimensions



## Included Hardware



3/8" x 3" Carriage Bolt



3/8" Washer

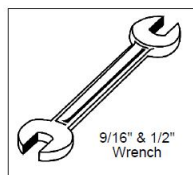


3/8" Kep Nut

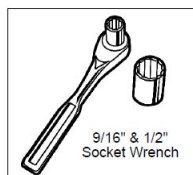
## Parts List

ITEM NO.	PartNo	DESCRIPTION	QTY
1	T-DV96-S	8' Expanded Deluxe Seat	1
2	P-V942P	942P VINYL LEG	2
3	33-02-0007	5/16" Flat Washer (SS)	12
4	33-05-0029	5/16" x 1" Machine Bolt (SS)	6
5	33-03-0012	5/16" Kep Nut (SS)	6
6	P-01-04-0129	26 3/4" Brace	2
7	33-02-0008	3/8" Flat Washer (SS)	2
8	33-06-0058	3/8" x 3" Carriage Bolt (SS)	2
9	33-03-0013	3/8" Kep Nut (SS)	2

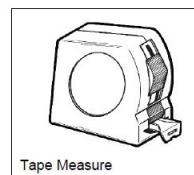
## Tools Required



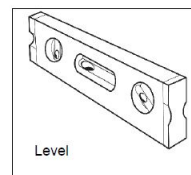
9/16" & 1/2" Wrench



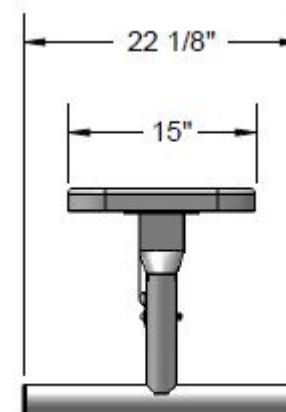
9/16" & 1/2" Socket Wrench



Tape Measure



Level



**WARRANTY:** OCC Outdoors, Inc. guarantees all items for one full year to be free of defects in workmanship or materials when installed and maintained properly. We agree to repair or replace, any items determined to be defective. Items specifically not covered by this warranty include vandalism, manmade or natural disasters, lack of maintenance, normal weathering or wear and tear due to public abuse.

### NOTES:

1. INSTALLATION TO BE COMPLETED IN ACCORDANCE WITH MANUFACTURER'S SPECIFICATIONS.
2. ALL DIMENSIONS ARE CONSIDERED TRUE AND PERFECT MANUFACTURER'S SPECIFICATIONS.
3. DO NOT SCALE DRAWING.

This document contains OCC Outdoors Proprietary Information. No intellectual copyright or license is granted by OCC Outdoors in connection with it. It is delivered on the express condition that the document and the information contained in it shall be treated as confidential, shall not be used for and purpose other than that for which it is hereby delivered (the use and maintenance of the product supplied). It shall not be disclosed in whole or part to third parties and shall not be duplicated in any manner without OCC Outdoors's prior approval.

OCC Outdoors Products PH:

1-800-821-7670

EMAIL - [occcontact@occoutdoors.com](mailto:occcontact@occoutdoors.com)

Fax: 1-317-862-9422

OCC Outdoors Deluxe 8' Bench  
W/O Back, 15" Plank, Portable  
Mount, Diamond Pattern Seat

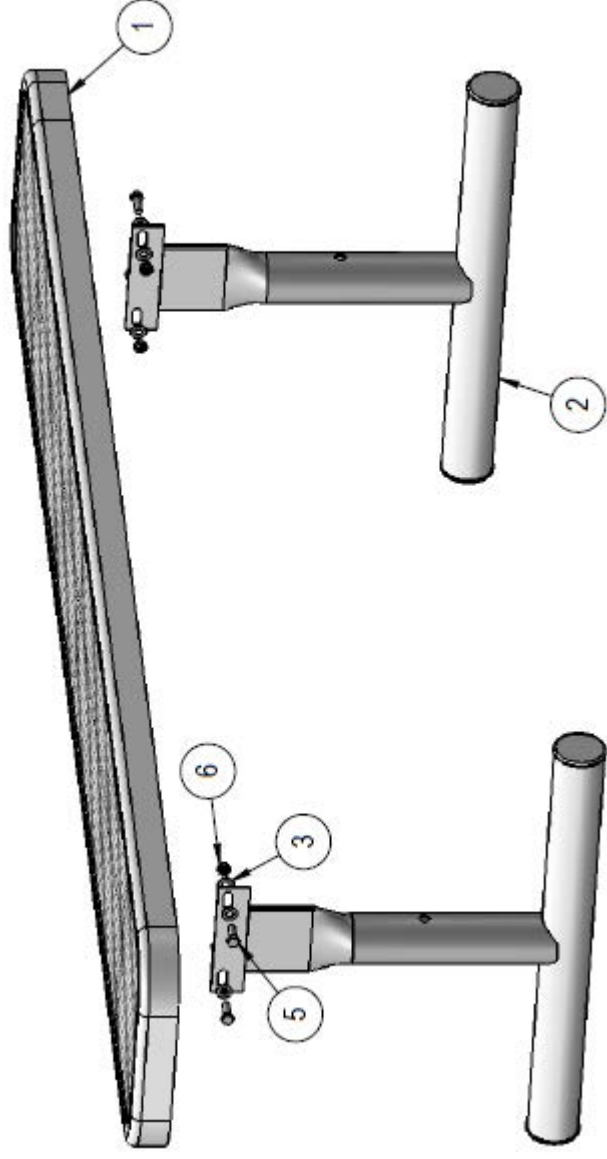
Part #: OCC-942P-DV8

Date: 12/12/2015

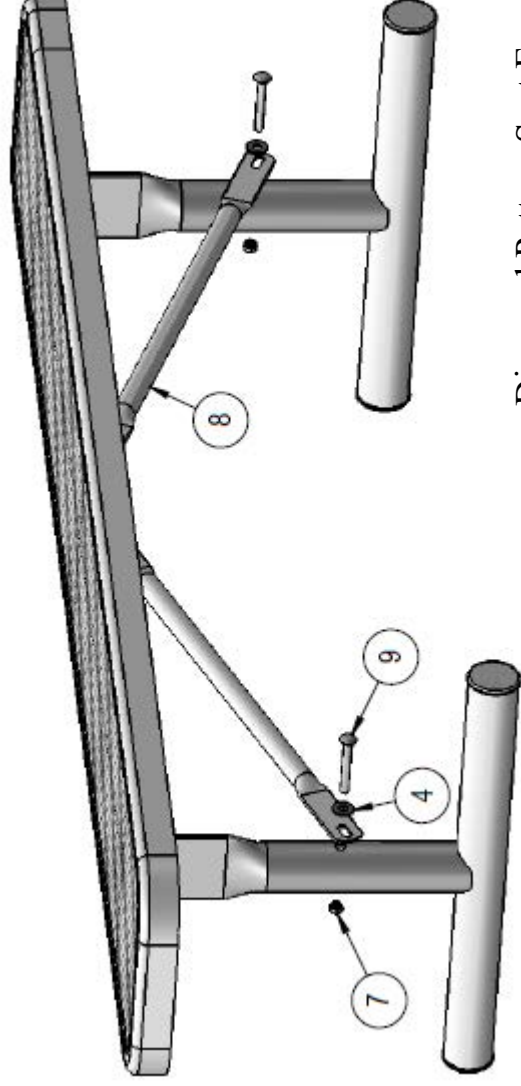
Page 1 of 2

# Assembly Instructions

Attach the 8' Expanded Deluxe Seat to the 942 Legs Using Specified Hardware



Step 2: Attach the 26-3/4" braces to the 942 legs using the specified hardware as shown.



Diamond Pattern Seat Example

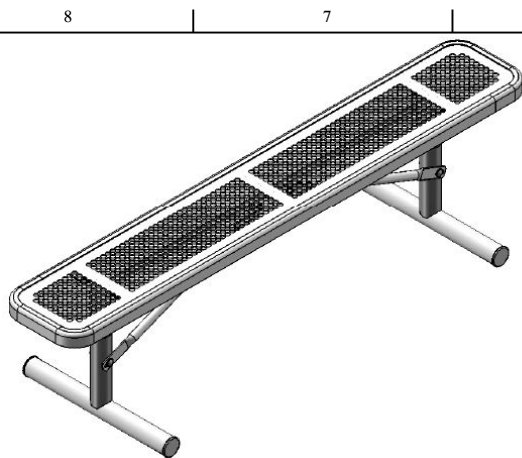


Page 2 of 2 OCC Outdoors Products PH: 1-800-821-7670

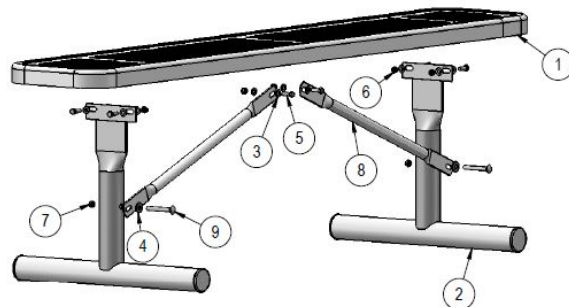
EMAIL - [occontact@occoutdoors.com](mailto:occontact@occoutdoors.com)

Fax: 1-317-862-9422

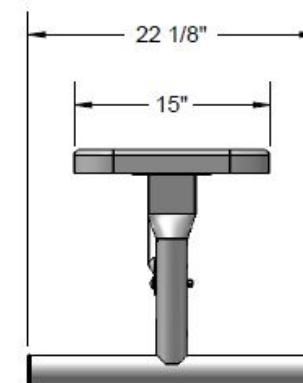
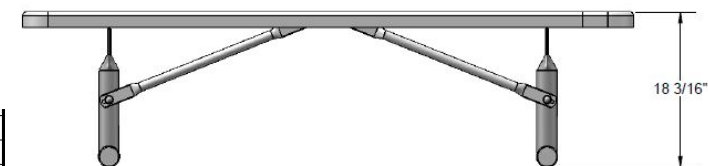
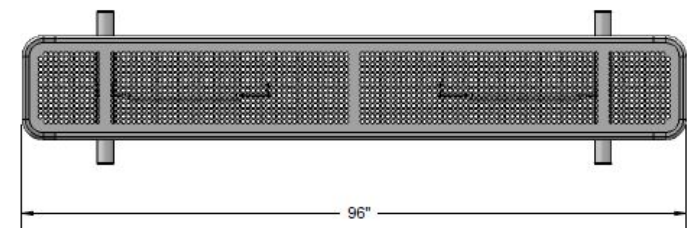
Part #: OCC-942P-DV8



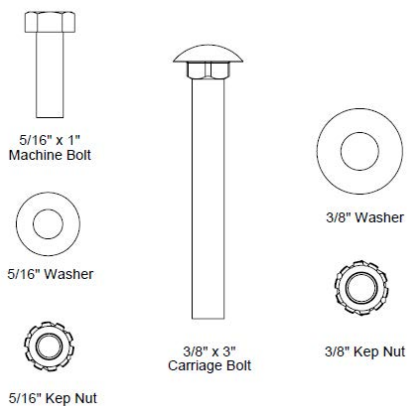
## Parts Diagram



## Dimensions

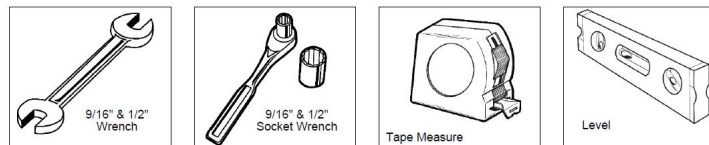


## Included Hardware



ITEM NO.	PartNo	DESCRIPTION	QTY
1	T-DP96-S	8' Punched Deluxe Seat	1
2	P-V942P	942P VINYL LEG	2
3	33-02-0007	5/16" Flat Washer (SS)	12
4	33-02-0008	3/8" Flat Washer (SS)	2
5	33-05-0029	5/16" x 1" Machine Bolt (SS)	6
6	33-03-0012	5/16" Kep Nut (SS)	6
7	33-03-0013	3/8" Kep Nut (SS)	2
8	P-01-04-0129	26 3/4" Brace	2
9	33-06-0058	3/8" x 3" Carriage Bolt (SS)	2

## Tools Required



**WARRANTY:** OCCOutdoors, Inc. guarantees all items for one full year to be free of defects in workmanship or materials when installed and maintained properly. We agree to repair or replace, any items determined to be defective. Items specifically not covered by this warranty include vandalism, manmade or natural disasters, lack of maintenance, normal weathering or wear and tear due to public abuse.

### NOTES:

1. INSTALLATION TO BE COMPLETED IN ACCORDANCE WITH MANUFACTURER'S SPECIFICATIONS.
2. ALL DIMENSIONS ARE CONSIDERED TRUE AND PERFECT MANUFACTURER'S SPECIFICATIONS.
3. DO NOT SCALE DRAWING.

This document contains OCC Outdoors Proprietary Information. No intellectual copyright or license is granted by OCC Outdoors in connection with it. It is delivered on the express condition that the document and the information contained in it shall be treated as confidential, shall not be used for and purpose other than that for which it is hereby delivered (the use and maintenance of the product supplied). It shall not be disclosed in whole or part to third parties and shall not be duplicated in any manner without OCC Outdoors's prior approval.

**OCC Outdoors Products PH:**

1-800-821-7670

EMAIL - [occcontact@occoutdoors.com](mailto:occcontact@occoutdoors.com)

Fax: 1-317-862-9422

**Part #: OCC-942P-DP8**

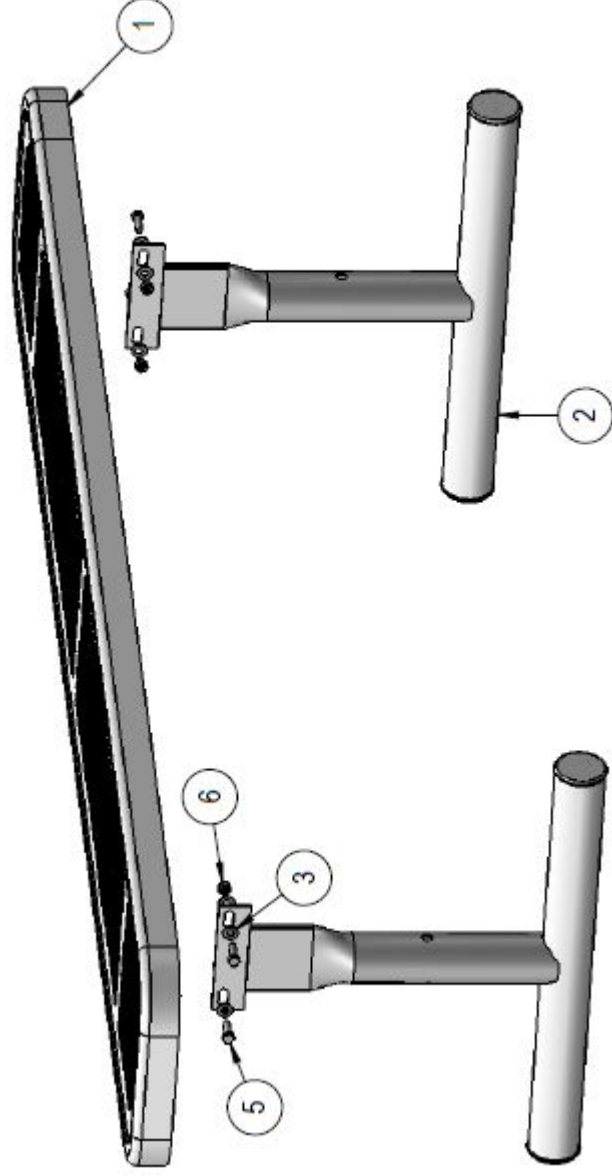
Date: 12/12/2015

**OCC Outdoors Deluxe 8 Bench  
W/O Back, 15" Plank, Portable  
Mount, Perforated Pattern Seat**

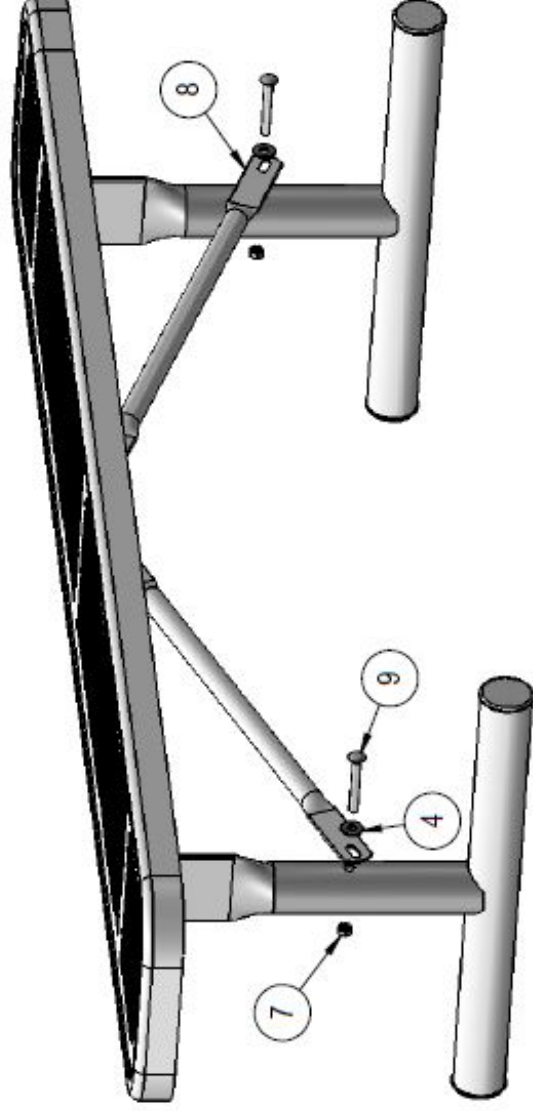
Page 1 of 2

# Assembly Instructions


Attach the 8' Punched Deluxe Seat to the 942 Legs using specified hardware.



Attach the 26-3/4" Braces to the 942 Legs using specified hardware as shown.



Perforated Pattern Seat Example



Page 2 of 2 OCC Outdoors Products PH: 1-800-821-7670

EMAIL - [occontact@occoutdoors.com](mailto:occontact@occoutdoors.com)

Fax: 1-317-862-9422

Part #: OCC-942P-DP8