


Hardware Included

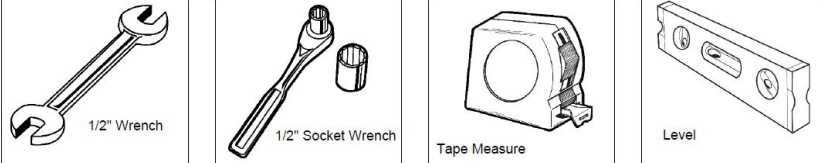


ITEM NO.	PartNo	DESCRIPTION	QTY
1	T-V96-S	8' Expanded Seat	1
2	P-V942S	942S VINYL LEG	2
3	33-02-0007	5/16" Flat Washer (SS)	8
4	33-05-0029	5/16" x 1" Machine Bolt (SS)	4
5	33-03-0012	5/16" Kep Nut (SS)	4

Assembly Instructions

Attach the 8' Expanded Seat to the 942 Legs using specified hardware.

Tools Required



WARRANTY: OCCOutdoors, Inc. guarantees all items for one full year to be free of defects in workmanship or materials when installed and maintained properly. We agree to repair or replace, any items determined to be defective. Items specifically not covered by this warranty include vandalism, manmade or natural disasters, lack of maintenance, normal weathering or wear and tear due to public abuse.

- NOTES:**
1. INSTALLATION TO BE COMPLETED IN ACCORDANCE WITH MANUFACTURER'S SPECIFICATIONS.
 2. ALL DIMENSIONS ARE CONSIDERED TRUE AND REFLECT MANUFACTURER'S SPECIFICATIONS
 3. DO NOT SCALE DRAWING.

This document contains OCC Outdoors Proprietary Information. No intellectual copyright or license is granted by OCC Outdoors in connection with it. It is delivered on the express condition that the document and the information contained in it shall be treated as confidential, shall not be used for and purpose other than that for which it is hereby delivered (the use and maintenance of the product supplied). It shall not be disclosed in whole or part to third parties and shall not be duplicated in any manner without OCC Outdoors's prior approval.

OCC Outdoors Products
 PH: 1-800-821-7670
 EMAIL - occcontact@occoutdoors.com
 Fax: 1-317-862-9422


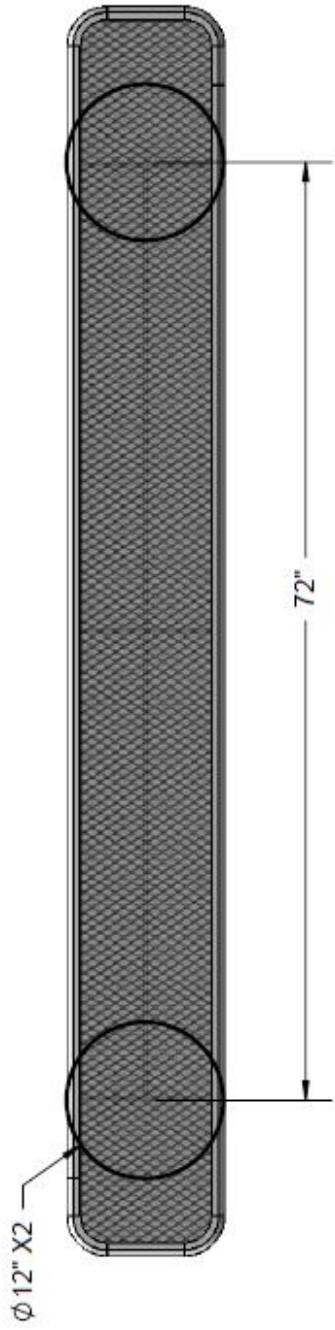
**OCC Outdoors 8' Bench W/O Back,
 12" Plank, In-Ground Mount,
 Diamond Pattern Seat Bench**

Part #: OCC-942S-V8

Date: 12/8/2015

Footing Instructions

Estimated Required Concrete: 7 - 50 lb. Bags of Concrete Mix


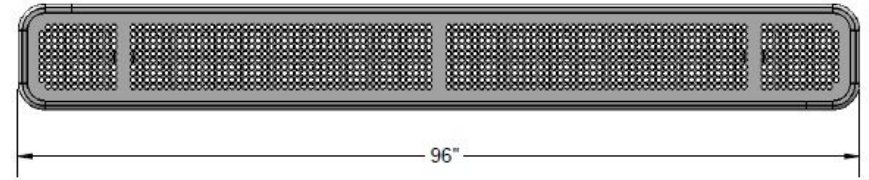
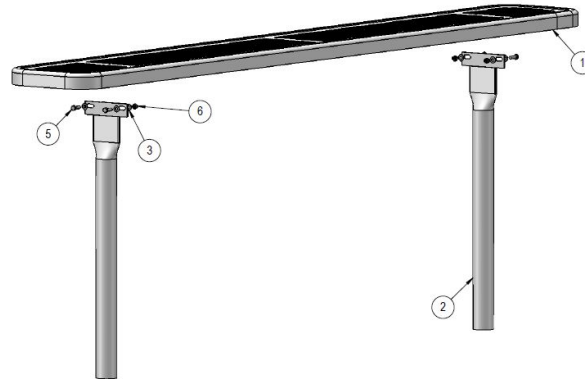



Diamond Pattern Seat Example



Parts List

Dimensions



Hardware Included

ITEM NO.	PartNo	DESCRIPTION	QTY
1	T-P96-S	8' Punched Seat	1
2	P-V942S	942S VINYL LEG	2
3	33-02-0007	5/16" Flat Washer (SS)	8
4	33-02-0008	3/8" Flat Washer (SS)	1
5	33-05-0029	5/16" x 1" Machine Bolt (SS)	4
6	33-03-0012	5/16" Kep Nut (SS)	4
7	33-06-0058	3/8" x 3" Carriage Bolt (SS)	1



5/16" x 1"
Machine Bolt



5/16" Washer

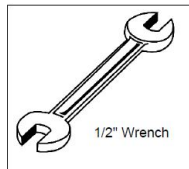


5/16" Kep Nut

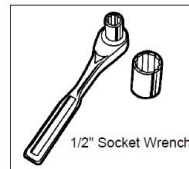
Assembly Instructions

Attach the 8' Punched Seat to the 942 Legs using specified hardware.

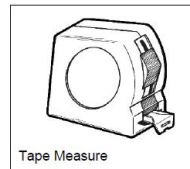
Tools Required



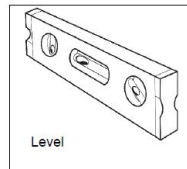
1/2" Wrench



1/2" Socket Wrench



Tape Measure



Level



WARRANTY: OCCOutdoors, Inc. guarantees all items for one full year to be free of defects in workmanship or materials when installed and maintained properly. We agree to repair or replace, any items determined to be defective. Items specifically not covered by this warranty include vandalism, manmade or natural disasters, lack of maintenance, normal weathering or wear and tear due to public abuse.

NOTES:

1. INSTALLATION TO BE COMPLETED IN ACCORDANCE WITH MANUFACTURER'S SPECIFICATIONS.
2. ALL DIMENSIONS ARE CONSIDERED TRUE AND REFLECT MANUFACTURER'S SPECIFICATIONS
3. DO NOT SCALE DRAWING.

This document contains OCC Outdoors Proprietary Information. No intellectual copyright or license is granted by OCC Outdoors in connection with it. It is delivered on the express condition that the document and the information contained in it shall be treated as confidential, shall not be used for and purpose other than that for which it is hereby delivered (the use and maintenance of the product supplied). It shall not be disclosed in whole or part to third parties and shall not be duplicated in any manner without OCC Outdoors's prior approval.

OCC Outdoors Products

PH: 1-800-821-7670

EMAIL - occontact@occoutdoors.com

Fax: 1-317-862-9422

Part #: OCC-942S-P8

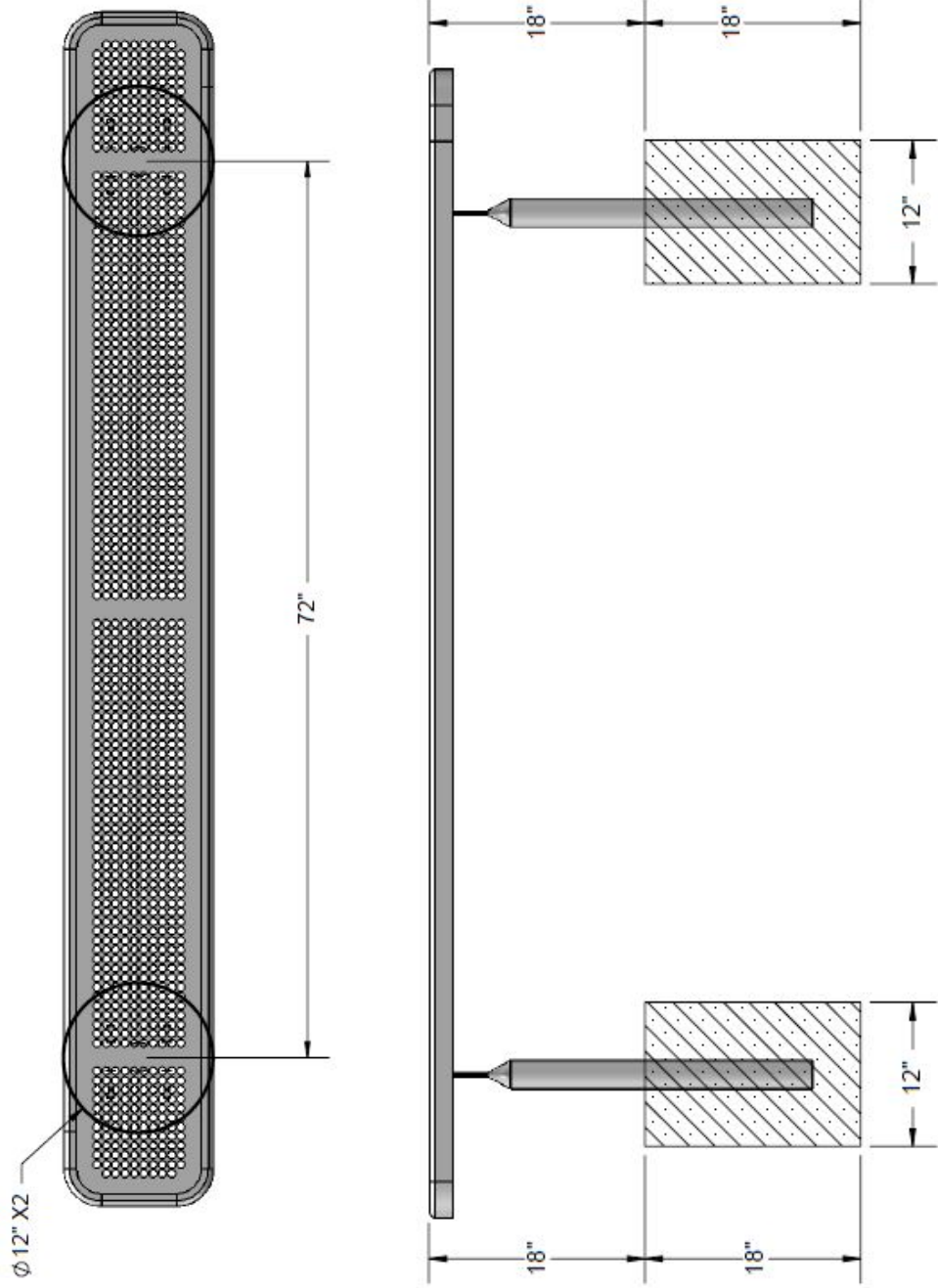
Date: 12/8/2015

**OCC Outdoors 8' Bench W/O Back,
12" Plank, In-Ground Mount,
Perforated Pattern Seat
Specifications**

Page 1 of 2

Footing Instructions

Estimated Required Concrete: 7 - 50 lb. Bags of Concrete Mix



Perforated Pattern Seat Example

