
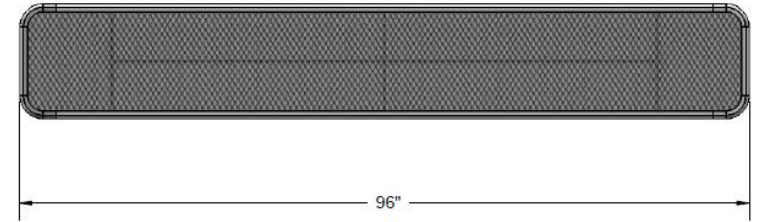
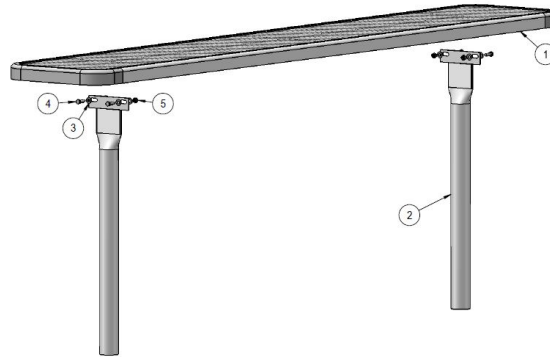


Parts List

Dimensions



Hardware Included



5/16" x 1"
Machine Bolt



5/16" Washer



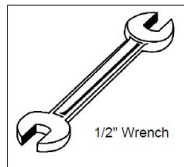
5/16" Kep Nut

ITEM NO.	PartNo	DESCRIPTION	QTY
1	T-DV96-S	8' Expanded Deluxe Seat	1
2	P-V942S	942S VINYL LEG	2
3	33-02-0007	5/16" Flat Washer (SS)	8
4	33-05-0029	5/16" x 1" Machine Bolt (SS)	4
5	33-03-0012	5/16" Kep Nut (SS)	4

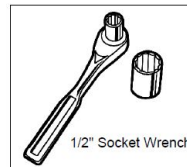
Assembly Instructions

Attach the 8' Expanded Seat to the 942 Legs using specified hardware.

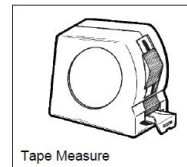
Tools Required



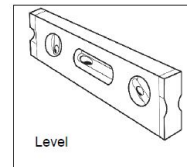
1/2" Wrench



1/2" Socket Wrench



Tape Measure



Level

WARRANTY: OCCOutdoors, Inc. guarantees all items for one full year to be free of defects in workmanship or materials when installed and maintained properly. We agree to repair or replace, any items determined to be defective. Items specifically not covered by this warranty include vandalism, manmade or natural disasters, lack of maintenance, normal weathering or wear and tear due to public abuse.

NOTES:

1. INSTALLATION TO BE COMPLETED IN ACCORDANCE WITH MANUFACTURER'S SPECIFICATIONS.
2. ALL DIMENSIONS ARE CONSIDERED TRUE AND PERFECT MANUFACTURER'S SPECIFICATIONS
3. DO NOT SCALE DRAWING.

This document contains OCC Outdoors Proprietary Information. No intellectual copyright or license is granted by OCC Outdoors in connection with it. It is delivered on the express condition that the document and the information contained in it shall be treated as confidential, shall not be used for and purpose other than that for which it is hereby delivered (the use and maintenance of the product supplied). It shall not be disclosed in whole or part to third parties and shall not be duplicated in any manner without OCC Outdoors's prior approval.

OCC Outdoors Products

PH: 1-800-821-7670

EMAIL - occcontact@occoutdoors.com

Fax: 1-317-862-9422

Part #: OCC-942S-DV8

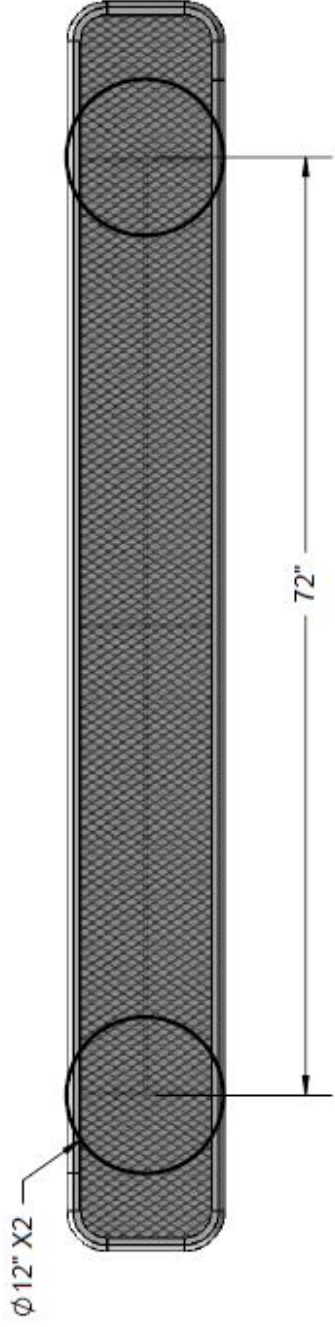
Date: 12/16/2015

**OCC Outdoors 8' Deluxe
Bench W/O Back, 15" Plank,
In-Ground Mount, Diamond
Pattern Seat Bench**

Page 1 of 2

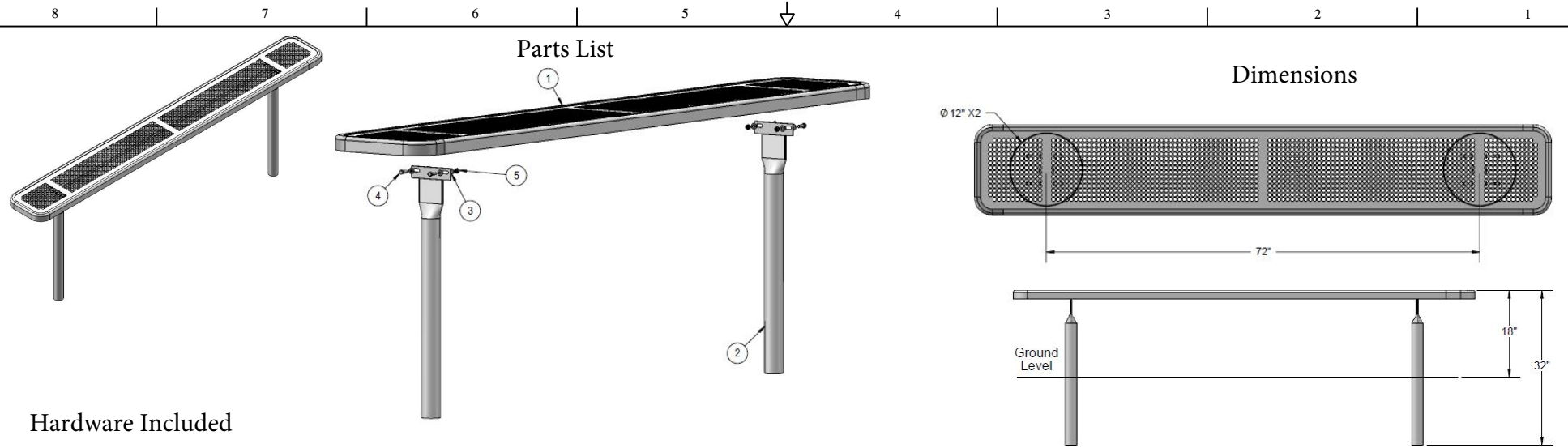
Footing Instructions

Estimated Required Concrete: 7 - 50 lb. Bags of Concrete Mix




Diamond Pattern Seat Example





Hardware Included



5/16" x 1"
Machine Bolt



5/16" Washer



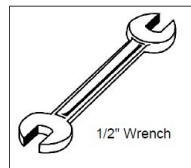
5/16" Kep Nut

ITEM NO.	PartNo	DESCRIPTION	QTY
1	T-DP96-S	8' Punched Deluxe Seat	1
2	P-V942S	942S VINYL LEG	2
3	33-02-0007	5/16" Flat Washer (SS)	8
4	33-05-0029	5/16" x 1" Machine Bolt (SS)	4
5	33-03-0012	5/16" Kep Nut (SS)	4

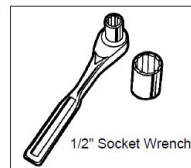
Assembly Instructions

Attach the 8' Punched Deluxe Seat to the 942 Legs using specified hardware.

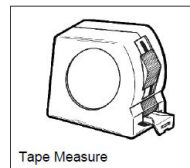
Tools Required



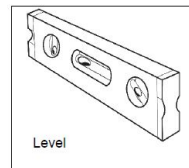
1/2" Wrench



1/2" Socket Wrench



Tape Measure



Level



WARRANTY: OCCOutdoors, Inc. guarantees all items for one full year to be free of defects in workmanship or materials when installed and maintained properly. We agree to repair or replace, any items determined to be defective. Items specifically not covered by this warranty include vandalism, manmade or natural disasters, lack of maintenance, normal weathering or wear and tear due to public abuse.

NOTES:

1. INSTALLATION TO BE COMPLETED IN ACCORDANCE WITH MANUFACTURER'S SPECIFICATIONS.
2. ALL DIMENSIONS ARE CONSIDERED TRUE AND PERFECT MANUFACTURER'S SPECIFICATIONS
3. DO NOT SCALE DRAWING.

This document contains OCC Outdoors Proprietary Information. No intellectual copyright or license is granted by OCC Outdoors in connection with it. It is delivered on the express condition that the document and the information contained in it shall be treated as confidential, shall not be used for and purpose other than that for which it is hereby delivered (the use and maintenance of the product supplied). It shall not be disclosed in whole or part to third parties and shall not be duplicated in any manner without OCC Outdoors's prior approval.

OCC Outdoors Products

PH: 1-800-821-7670

EMAIL - occcontact@occoutdoors.com

Fax: 1-317-862-9422

Part #: OCC-942S-DP8

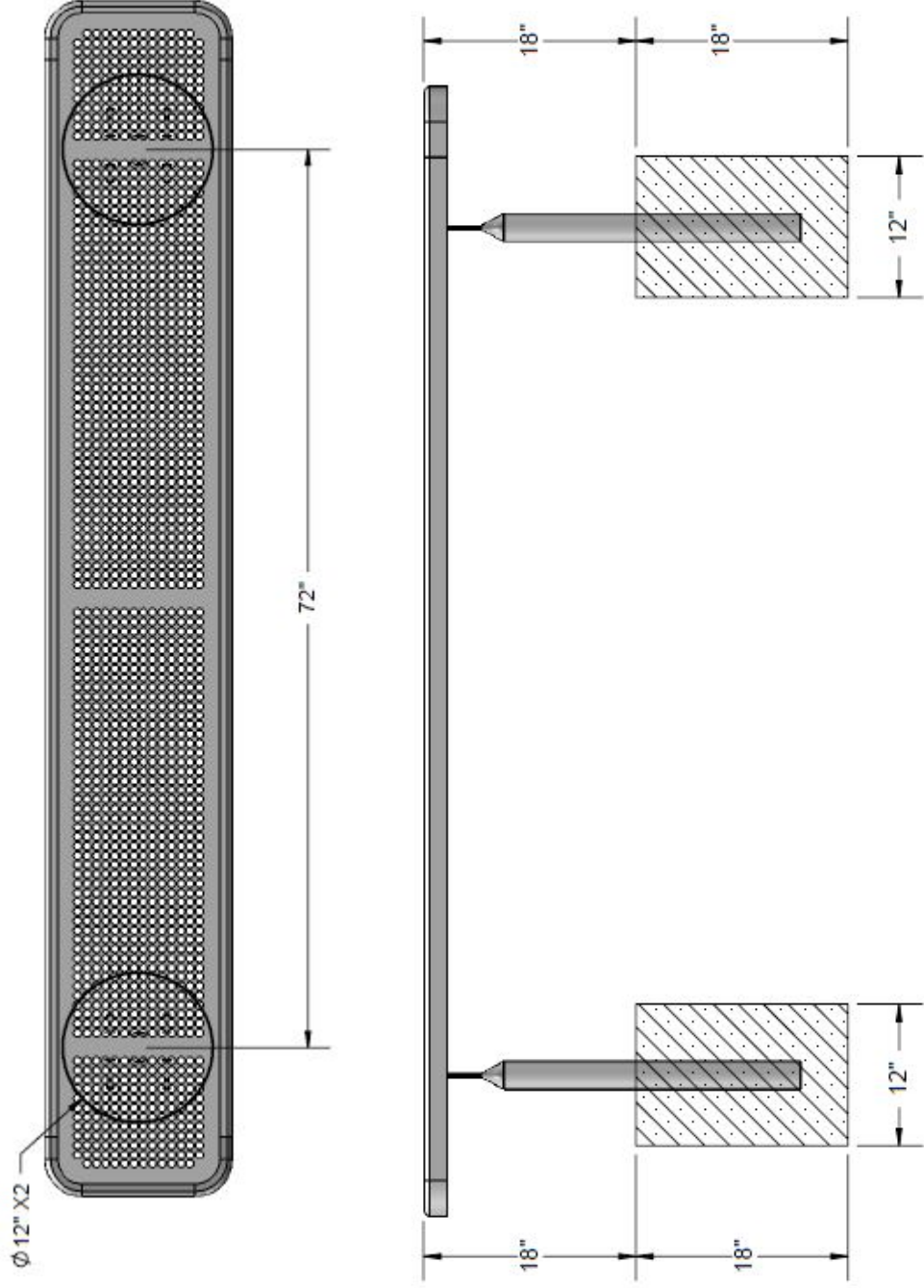
Date: 12/16/2015

**OCC Outdoors 8' Deluxe Bench
W/O Back, 15" Plank, In-Ground
Mount, Perforated Pattern Seat
Specifications**

Page 1 of 2

Footing Instructions

Estimated Required Concrete: 7 - 50 lb. Bags of Concrete Mix



Perforated Pattern Seat Example

