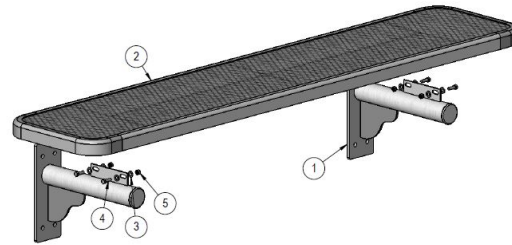
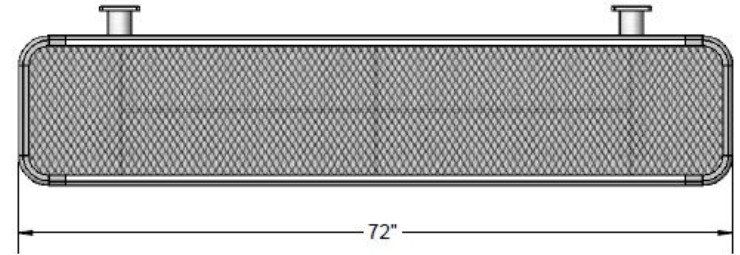



Parts Diagram



Dimensions



Included Hardware



5/16" x 1" Machine Bolt



5/16" Washer



5/16" Kee Nut

Parts List

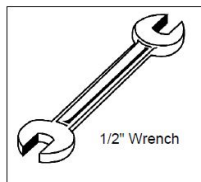
ITEM NO.	PartNo	DESCRIPTION	QTY
1	P-V942WM	942 Wall Mount Leg Assembly	2
2	T-DV72-S	6' Expanded Deluxe Seat	1
3	33-02-0007	5/16" Flat Washer (SS)	8
4	33-05-0029	5/16" x 1" Machine Bolt (SS)	4
5	33-03-0012	5/16" Kee Nut (SS)	4



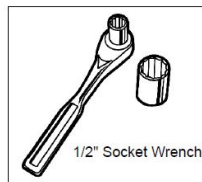
Assembly Instructions

Attach the 6' Seat to the 942 Wall Mount Legs using specified hardware.

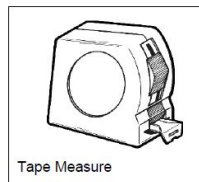
Tools Required



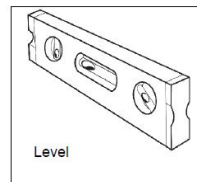
1/2" Wrench



1/2" Socket Wrench

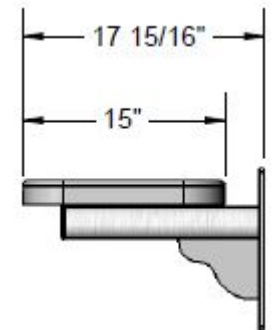


Tape Measure



Level

Diamond Pattern Seat Example



WARRANTY: OCCOutdoors, Inc. guarantees all items for one full year to be free of defects in workmanship or materials when installed and maintained properly. We agree to repair or replace, any items determined to be defective. Items specifically not covered by this warranty include vandalism, manmade or natural disasters, lack of maintenance, normal weathering or wear and tear due to public abuse.

NOTES:

1. INSTALLATION TO BE COMPLETED IN ACCORDANCE WITH MANUFACTURER'S SPECIFICATIONS.
2. ALL DIMENSIONS ARE CONSIDERED TRUE AND REFLECT MANUFACTURER'S SPECIFICATIONS
3. DO NOT SCALE DRAWING.

OCC Outdoors Products

PH: 1-800-821-7670

EMAIL - occcontact@occoutdoors.com Fax:

1-317-862-9422

**OCC Outdoors Deluxe
6' Bench W/O Back, 15"
Plank, Wall Mount,
Diamond Seat Pattern**

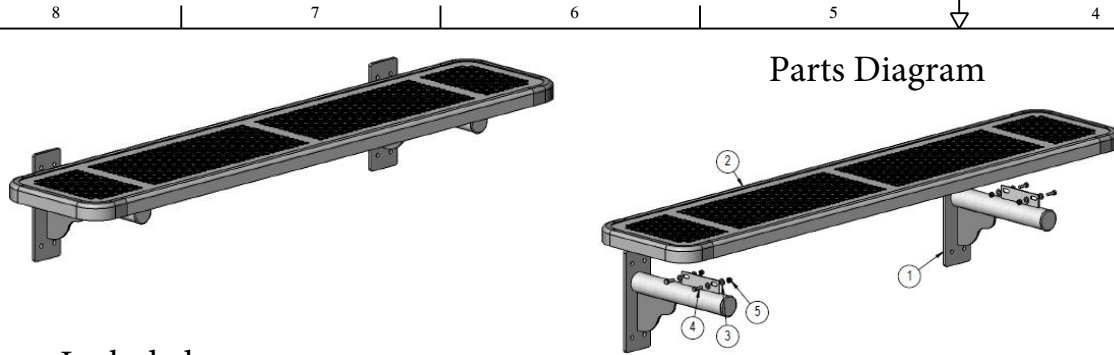
Part #: OCC-942WM-DV6

Date: 12/17/15

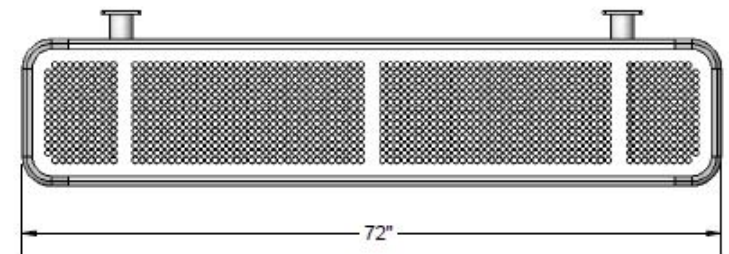
Page 1 of 1

This document contains OCC Outdoors Proprietary Information. No intellectual copyright or license is granted by OCC Outdoors in connection with it. It is delivered on the express condition that the document and the information contained in it shall be treated as confidential, shall not be used for and purpose other than that for which it is hereby delivered (the use and maintenance of the product supplied). It shall not be disclosed in whole or part to third parties and shall not be duplicated in any manner without OCC Outdoors's prior approval.


Parts Diagram



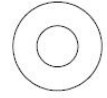
Dimensions



Included Hardware



5/16" x 1" Machine Bolt



5/16" Washer



5/16" Kep Nut

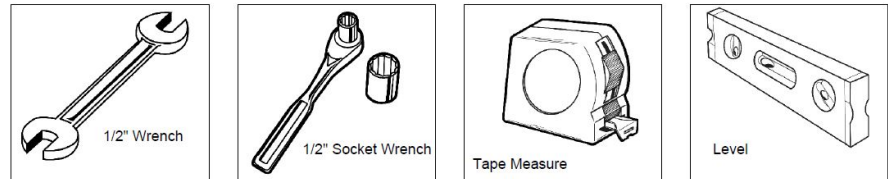
Parts List

ITEM NO.	PartNo	DESCRIPTION	QTY
1	P-V942WM	942 Wall Mount Leg Assembly	2
2	T-DP72-S	6' Punched Deluxe Seat	1
3	33-02-0007	5/16" Flat Washer (SS)	8
4	33-05-0029	5/16" x 1" Machine Bolt (SS)	4
5	33-03-0012	5/16" Kep Nut (SS)	4

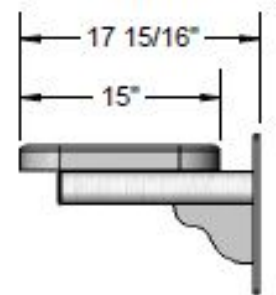

Assembly Instructions

Attach the 6' Seat to the 942 Wall Mount Legs using specified hardware.

Tools Required



Perforated Seat Example



WARRANTY: OCCOutdoors, Inc. guarantees all items for one full year to be free of defects in workmanship or materials when installed and maintained properly. We agree to repair or replace, any items determined to be defective. Items specifically not covered by this warranty include vandalism, manmade or natural disasters, lack of maintenance, normal weathering or wear and tear due to public abuse.

NOTES:

1. INSTALLATION TO BE COMPLETED IN ACCORDANCE WITH MANUFACTURER'S SPECIFICATIONS.
2. ALL DIMENSIONS ARE CONSIDERED TRUE AND REFLECT MANUFACTURER'S SPECIFICATIONS
3. DO NOT SCALE DRAWING.

This document contains OCC Outdoors Proprietary Information. No intellectual copyright or license is granted by OCC Outdoors in connection with it. It is delivered on the express condition that the document and the information contained in it shall be treated as confidential, shall not be used for and purpose other than that for which it is hereby delivered (the use and maintenance of the product supplied). It shall not be disclosed in whole or part to third parties and shall not be duplicated in any manner without OCC Outdoors's prior approval.

OCC Outdoors Products

PH: 1-800-821-7670
 EMAIL - occcontact@occoutdoors.com Fax:
 1-317-862-9422

Part #: OCC-942WM-DP6

Date: 12/17/15

**OCC Outdoors Deluxe
 6' Bench W/O Back,
 12" Plank, Wall Mount,
 Perforated Seat Pattern**

Page 1 of 1