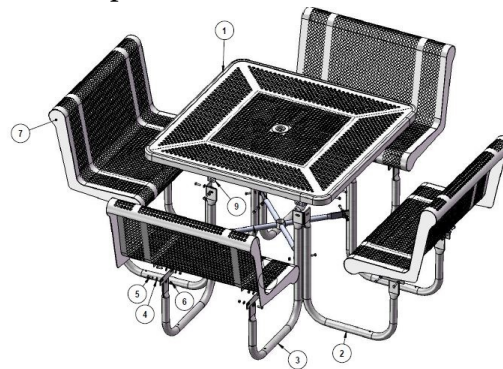


Components/Parts List

Dimensions



Included Hardware



5/16" X 1"
Machine Bolt

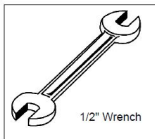


5/16" Washer

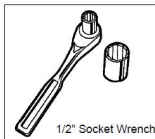


5/16" Kee Nut

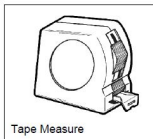
Tools Required



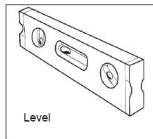
1/2" Wrench



1/2" Socket Wrench

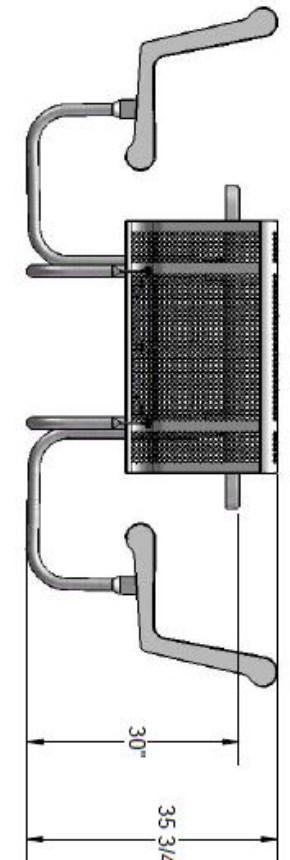
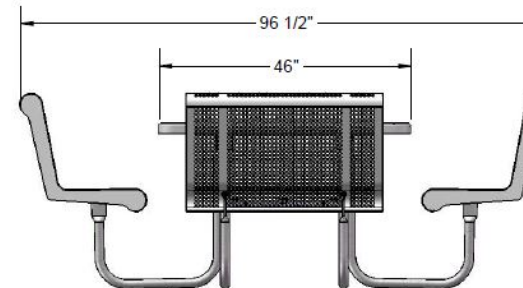
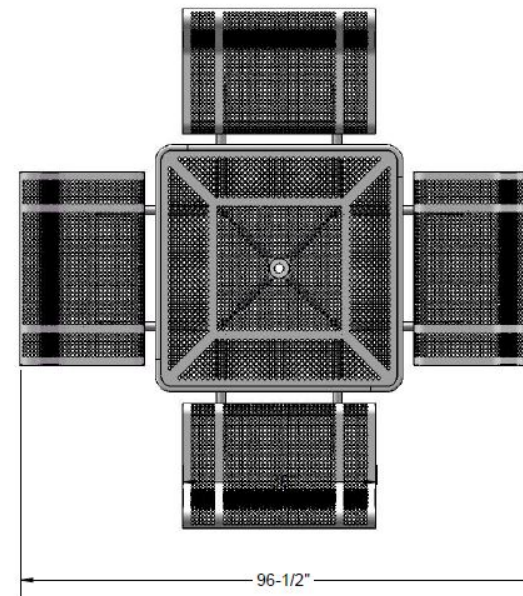


Tape Measure



Level

ITEM NO.	PartNo	DESCRIPTION	QTY.
1	T-P46-T	46" Punched Square Top	1
2	P-V358-L	358 Vinyl Leg L	4
3	P-V358-R	358 Vinyl Leg R	4
4	33-02-0007	5/16" SS Washer	72
5	33-05-0029	5/16" x 1" Machine Bolt (SS)	36
6	33-03-0012	5/16" Kee Nut (SS)	36
7	T-P72CP-S	3' perf capri seat	4
8	P-01-04-0122	358 Crossbrace w/ Umbrella Tube	1
9	P-01-04-0121	358 Extension Tab	4



WARRANTY: OCCOutdoors, Inc. guarantees all items for one full year to be free of defects in workmanship or materials when installed and maintained properly. We agree to repair or replace, any items determined to be defective. Items specifically not covered by this warranty include vandalism, manmade or natural disasters, lack of maintenance, normal weathering or wear and tear due to public abuse.

NOTES:

1. INSTALLATION TO BE COMPLETED IN ACCORDANCE WITH MANUFACTURER'S SPECIFICATIONS.
2. ALL DIMENSIONS ARE CONSIDERED TRUE AND PERFECT MANUFACTURER'S SPECIFICATIONS
3. DO NOT SCALE DRAWING.

This document contains OCC Outdoors Proprietary Information. No intellectual copyright or license is granted by OCC Outdoors in connection with it. It is delivered on the express condition that the document and the information contained in it shall be treated as confidential, shall not be used for and purpose other than that for which it is hereby delivered (the use and maintenance of the product supplied). It shall not be disclosed in whole or part to third parties and shall not be duplicated in any manner without OCC Outdoors's prior approval.

OCC Outdoors Products

PH: 1-800-821-7670

EMAIL - occcontact@occoutdoors.com

Fax: 1-317-862-9422

Part #: OCC-358-PC

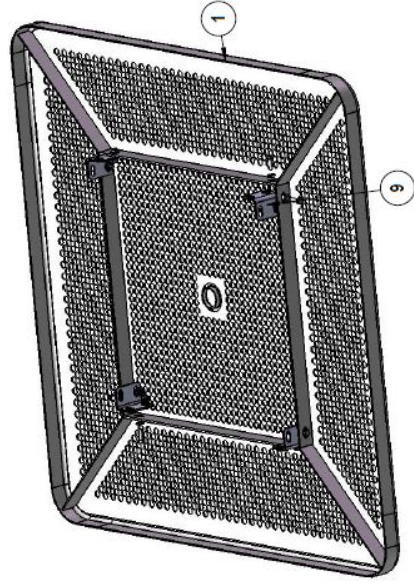
Date: 4/11/17 Page 1 of 3

**OCC-358-PC 46" Square Picnic Table,
Capri Seats, Portable or Surface
Mount with Perforated Pattern Seats
& Top**

Assembly Instructions

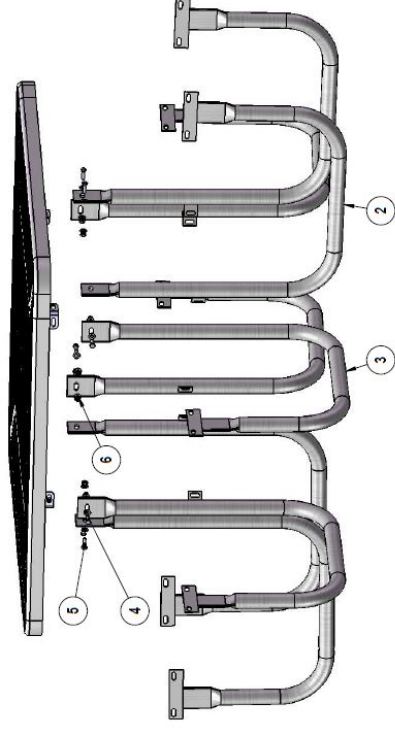
Step 1:

Attach the Extension Tabs to the 46" Square Top using specified hardware.



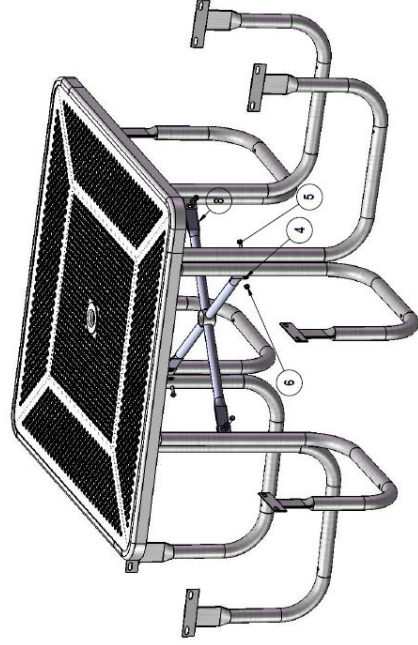
Step 2:

Attach the 358 Legs to the Extension Tabs using specified Hardware



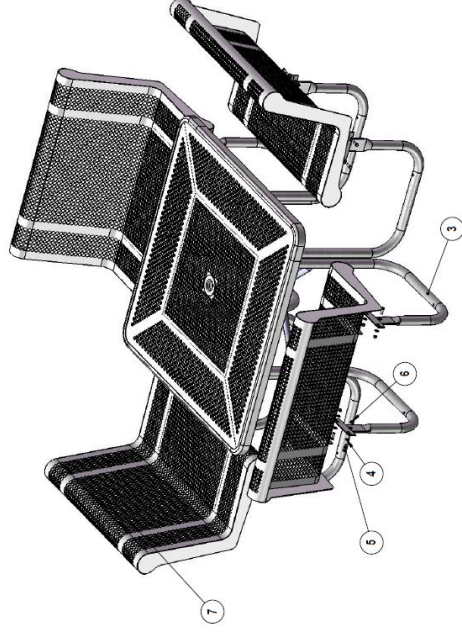
Step 3:

Attach the Cross-brace between the table legs as shown using the specified hardware.



Step 4:

Attach the 3' Capri Seats to the 358 Legs using specified hardware.



OCC Outdoors Thermoplastic Finish Properties

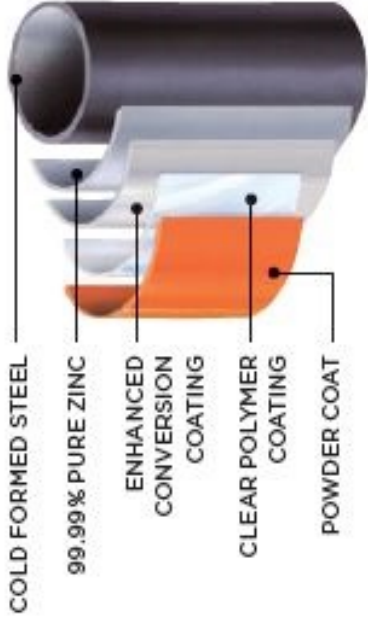
OCC Outdoors Thermoplastic Colors and Finish Properties



- Superior Adhesion
- Resistance to Cutting and Vandalism
- No Runs or Drips
- Smooth Finish Prevents Mold and Mildew
- Easily Repaired
- UV Protection
- Environmentally Friendly

OCC Outdoors Powder Coat Finish Properties

OCC Outdoors 5 Layer Powder Coat Properties



- Uniform coating
- Durability
- High-quality
- Attractive finish

OCC Outdoors Powder Coat Colors and Finish

The steel framework used in the OCC Outdoors Powder Coat produces line delivers one of the industry's most durable protective coatings. OCC further enhances the durability by applying a superior powder coat finish. The process provides layers of protection from harmful environmental elements with very little maintenance.

