

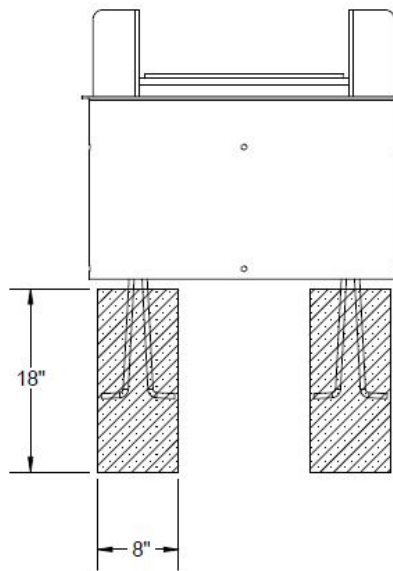
Staple anchor fire rings tilt back for easy maintenance.

Be sure to leave enough space between the footings and the fire ring so that it can be flipped up for cleaning purposes.

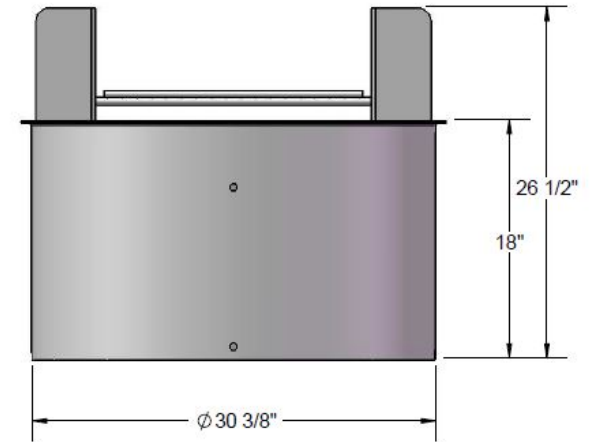
Attach the ground staples to the Fire Ring before inserting them into the concrete footings.

Ground Staples are included.

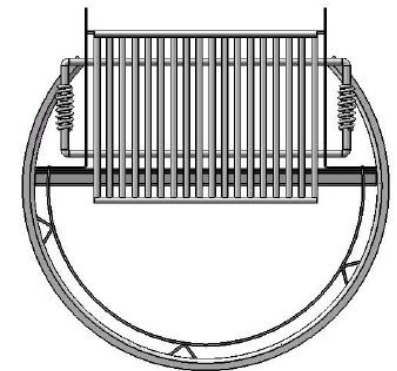
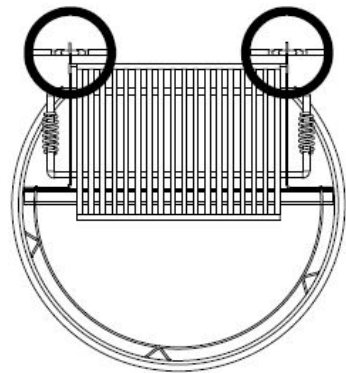
Footing



Dimensions



Estimated Required Concrete:
3 - 50lb Bags of Concrete Mix



WARRANTY: OCCOutdoors, Inc. guarantees all items for one full year to be free of defects in workmanship or materials when installed and maintained properly. We agree to repair or replace, any items determined to be defective. Items specifically not covered by this warranty include vandalism, manmade or natural disasters, lack of maintenance, normal weathering or wear and tear due to public abuse.

NOTES:

1. INSTALLATION TO BE COMPLETED IN ACCORDANCE WITH MANUFACTURER'S SPECIFICATIONS.
2. ALL DIMENSIONS ARE CONSIDERED TRUE AND REFLECT MANUFACTURER'S SPECIFICATIONS
3. DO NOT SCALE DRAWING.

OCC Outdoors Products

PH: 1-800-821-7670
EMAIL - occcontact@occoutdoors.com
Fax: 371-862-9422

Part #: OCC-612H-D

Date: 8/05/2015

ADA Compliant 18" high
Double Fire Ring w/inner
inner ring adjustable grate

This document contains OCC Outdoors Proprietary Information. No intellectual copyright or license is granted by OCC Outdoors in connection with it. It is delivered on the express condition that the document and the information contained in it shall be treated as confidential, shall not be used for and purpose other than that for which it is hereby delivered (the use and maintenance of the product supplied). It shall not be disclosed in whole or part to third parties and shall not be duplicated in any manner without OCC Outdoors's prior approval.